



## TEMPERATURE DEPENDENCE BEHAVIOR OF ELECTRICAL RESISTIVITY IN NOBLE METALS AT LOW TEMPERATURES

Muhammad A. AL-Jalali

Physics Department, Faculty of Science, Taif University, Taif, AL-Haweiah, P. O. Box 888,  
Zip code 21974, Kingdom of Saudi Arabia

\* Corresponding author; E-mail address: aljalaliphys@gmail.com

### ABSTRACT

Resistivity temperature – dependence and residual resistivity concentration-dependence in pure noble metals(Cu, Ag, Au) have been studied at low temperatures. Dominations of electron – dislocation and impurity, electron-electron, and electron-phonon scattering were analyzed, contribution of these mechanisms to resistivity were discussed, taking into consideration existing theoretical models and available experimental data, where some new results and ideas were investigated.

### Indexing terms/Keywords

Resistivity; electron –impurity scattering; electron-electron scattering; electron-phonon scattering; temperature dependence.

### Academic Discipline And Sub-Disciplines

Theoretical Physics(solid state), Spin Glass Theory

### SUBJECT CLASSIFICATION

Solid State Physics, PACS: 72.10, 72.15, 71.20.

### TYPE (METHOD/APPROACH)

Full research article – Theoretical along with experimental analysis

# Council for Innovative Research

Peer Review Research Publishing System

Journal: JOURNAL OF ADVANCES IN PHYSICS

Vol .5, No.3

[www.cirjap.com](http://www.cirjap.com) , [japeditor@gmail.com](mailto:japeditor@gmail.com)



## 1. Introduction

Portable devices on satellites greatly affected by fluctuations in temperature in outer space, especially the electrical resistance that it needs to adjust with very high accuracy to receive high quality information on the earth stations.

Since 1864, Matthiessen's rule of the total resistivity of metals [1, 2, 3] was discovered by Augustus Matthiessen as an empirical rule. The total resistivity is the sum of many mechanisms results from the scattering of conduction electrons by thermal lattice vibrations and imperfections such as impurity atoms, interstitials, dislocations, and grain boundaries. Noble metals resistivity have been developed in a very large, across very advanced technologies to estimate the purity of these elements and their alloys [4, 5, 6, 7]. Matthiessen's rule is a basis for understanding the resistivity behavior of metals and alloys at high and low temperatures.

In general, the electrical resistivity ( $\rho(T)$ ) of pure noble metals [8,9,10,11] consists of the residual resistivity ( $\rho_0$ ) (originating mainly from imperfections within the structure of the material) and the temperature-dependent resistivity ( $\rho_L(T)$ ) arising due to electron-phonon (lattice) interactions, which may be written by an empirical form :

$$\rho(T,c) = \rho_0 + \rho_L(T) \quad (1)$$

A single crystal of noble metals would have a lower residual resistivity than polycrystalline that cause an increase in the scattering of electrons, and reducing the mean free time between collisions. The amplitude of the second term increases with increasing temperature, and the more they interfere with conduction .

In magnetic noble metals alloys [12], the dynamics of the spin system are usually such that the spins remain in thermal equilibrium down to very low temperatures. Magnetic impurities play a double contribution, the first in residual resistivity as imperfections, the second as temperature – dependent disorder magnetic resistivity, in which case it is more usual to express total resistivity as:

$$\rho(T,c) = \rho_0 + \rho_L(T) + \rho_m(T) \quad (2)$$

Where  $\rho_m(T)$  is the temperature-dependent magnetic contribution resulting from spin-disorder.

Matthiessen's rule is an approximation and is not universally valid ,because not only residual resistivity and resistivity of the pure ideal metal (electron-phonon scattering contribution) but also many mechanisms contribute to resistivity which cause a deviation from Matthiessen's rule (DMR) [13,14,15,16], for this reason DMR may be added as this form:

$$\rho(T,c) = \rho_0 + \rho_L(T) + \Delta\rho(T) \quad (3)$$

Where  $\Delta\rho(T)$  represents all contributions to resistivity temperature and concentration dependent, which come from DMR.

The purity of noble metals could be calculated from residual resistivity ratio (RRR) [17,18] Where the RRR is defined as the ratio of the electrical resistivity at two temperatures: 273K (the ice point) and 4.2 K (the liquid helium normal boiling point) and may be written as (RRR =  $\rho(273K)/\rho_{extrap}(4.2K)$ ). Sometimes, the room temperature resistivity  $\rho(T=300 K)$  is used instead of the resistivity at ice point  $\rho(T=273K)$ . RRR values serve as a convenient measure of the purity of the metal and is often used as a material specification for superconductors.

In addition, the Debye temperature  $\theta_D$  (the temperature of a crystal's highest normal mode of vibration), Size dependence of  $\theta_D$  and size effects, generally cause a DMR because the phonon spectrum changes by physical defects [19,20,21].

The aim of this paper is to comparison between predictions of theoretical models and the experimental data and trying to check an excellent agreement with each other.

## 2. Theoretical Quantum Mechanics Background

In general, the resistivity of pure noble metals [22] is composed of the residual resistivity, resistivity due to electron-phonon interactions and the resistivity due to electron-electron scattering. The total resistivity  $\rho$  can be written as:

$$\rho = \frac{m}{ne^2\tau} = \rho_{electron-impurity} + \rho_{electron-defects} + \rho_{electron-phonon} + \rho_{electron-electron} + \dots \quad (4)$$

Where  $n$  is the free electron density,  $e$  the electron charge and  $m$  its mass, scattering time  $\tau$  is the main problem in resistivity because more than one source of scattering is present; Matthiessen's rule can also be stated in terms of the scattering time:

$$\frac{1}{\tau} = \frac{1}{\tau_{impurity}} + \frac{1}{\tau_{defects}} + \frac{1}{\tau_{phonon}} + \dots \quad (5)$$

Where  $\tau$  the true average scattering time and  $\tau_{impurities}$ ,  $\tau_{defects}$  are the scattering time by impurities, lattice faults, the surface, or other defects is expected to be temperature-independent, that depends on how the sample was made. This scattering rate can vary greatly between samples of the same material made in different labs or in different



ways. Unfortunately, all these mechanisms give temperature independent contributions [23], Residual resistivity of noble metals may be written as:

$$\rho_{\text{residual resistivity}} = \rho_{\text{electron-impurity}} + \rho_{\text{electron-defects}} \quad (6)$$

Where defects: dislocation, vacancies, Frenkel and Schottky defect, chemical impurity... etc..

Scattering by lattice vibrations (phonons) is temperature dependent and the rate  $1/\tau_{\text{phonon}}$  depends on the intrinsic at high temperatures (above the Debye temperature) the number of phonons per unit volume is proportional to the temperature and pph is proportional to T. At low temperatures, two effects come into play. The number of phonons falls as  $T^3$  because of phonon drag and U-processes; moreover, the energy and momentum of these phonons become small, and phonon drag contribution sometimes neglected because noble metals have spherical Fermi surfaces so that they are ineffective in scattering electrons. Consequently, the resistivity falls more quickly than the phonon density as  $T^5$  because of N-processes.

In simple metals such as noble metals (bulk), the temperature-dependent part  $\rho_{\text{electron-phonon}}(T)$  is well described by the following Bloch–Gruneisen (BG) function (n=5) or Bloch–Wilson (BW) formula (n=3) [24]:

$$\begin{aligned} \rho_{\text{electron-phonon}}(T) &= \frac{C}{M \theta_R} \left(\frac{T}{\theta_R}\right)^5 \int_0^{\frac{\theta}{T}} \frac{z^5}{(e^z - 1)(1 - e^{-z})} dz = \frac{C}{M \theta_R} \left(\frac{T}{\theta_R}\right)^5 J_5\left(\frac{T}{\theta_R}\right) \\ \rho_{\text{electron-phonon}}^{N\text{-process}}(T) &= 4A \left(\frac{T}{\theta_R}\right)^5 J_5\left(\frac{T}{\theta_R}\right) \\ \rho_{\text{electron-phonon}}^{U\text{-process}}(T) &= BT^3 J_3\left(\frac{T}{\theta_R}\right) \\ \text{where } J_n\left(\frac{T}{\theta_R}\right) &= \int_0^{\frac{\theta}{T}} \frac{z^n}{(e^z - 1)(1 - e^{-z})} dz = \int_0^{\frac{\theta}{T}} \frac{z^n e^z}{(e^z - 1)^2} dz \quad (7) \end{aligned}$$

Where A is a constant, proportional to the square of the electron-lattice interaction constant C (constant of the metal),  $\theta_R$  is the Debye temperature obtained from resistivity measurements,  $J_n\left(\frac{T}{\theta_R}\right)$  a transport integral [25, 26, 27].

At high and low temperature relation (7) has exact solution yielding the following proportionalities:

$$\begin{aligned} \rho_{\text{electron-phonon}}(T) &\rightarrow 142.431 \frac{C}{M \theta_R} \left(\frac{T}{\theta_R}\right)^5 \quad \text{as } T \ll \theta_R \\ \rho_{\text{electron-phonon}}(T) &\rightarrow \frac{C}{4M \theta_R} \left(\frac{T}{\theta_R}\right) \quad \text{as } T > \theta_R \quad (8) \end{aligned}$$

At the lowest temperatures  $\rho_{\text{electron-phonon}}(T)$  goes to zero and the overall resistivity reduces to the residual resistivity.

At low temperature, the normal electron- electron scattering does not contribute to the electrical resistivity because in such collisions, the charge and the momentum are conserved. Whereas, Umklapp processes most of momentum impart to the lattice as a whole and they can thus contribute to the electrical resistivity. In addition, Umklapp processes contribution is greatly reduced due to the operation of the Pauli's exclusion principle between initial and final states. The expression for resistivity  $\rho_{ee}(T)$  due to electron- electron Umklapp scattering processes can be written as [28,29,30,31,32,33]:



$$\rho_{e-e} = \left( \frac{\pi^3 z}{16} \right) (e^2 / v_F E_F^3) k_B^2 (G^2 / \beta^2) T^2 = A_{ee} T^2$$

where  $\beta = \frac{k_c}{k_F} = 0.353 r_s^{1/2}$

and  $G = 1/\Omega \int_{cell} u_{k_1}^*(r) u_{k_3}(r) \exp(ig \cdot r) d^3r$

$$g = k_1 + k_2 - k_3 - k_4 \tag{9}$$

(For  $g \approx 2k_F$ ), where  $z$  is the coordination number of the reciprocal lattice,  $v_F$  is the Fermi velocity ( $= \hbar k_F/m$ ),  $E_F$  is the Fermi energy,  $k_F$  is the Fermi wave vector and  $k_B$  is the Boltzmann constant,  $G$  overlap integral,  $g$  is the reciprocal lattice vector and  $\Omega$  is the atomic volume, where  $r_s$  is the radius of the Wigner-Seitz sphere, In the expression for  $A_{ee}$  all the values are known except  $G$ , it will proceed to evaluate this important factor, which plays a crucial role in the e-e Umklapp scattering processes.

Finally, at low temperatures, the total theoretical resistivity in pure noble metals as expected may be written as:

$$\rho = \rho_0 + AT^2 + BT^3 \int_0^{\theta/T} \frac{z^3}{(e^z - 1)(1 - e^{-z})} dz + CT^5 \int_0^{\theta/T} \frac{z^5}{(e^z - 1)(1 - e^{-z})} dz \tag{10}$$

Whereas at high temperature, resistivity will become:

$$\rho = \rho_0 + aT \tag{11}$$

### 3. Experimental database

In a previous study by AL-Jalali [34, 35]; the papers have concentrated only on magnetic resistivity in magnetic dilute alloys. But this paper will treat all other resistivities, and will concentrate on total resistivity in the pure noble metals. Review experimental data from crude results [36,37,38,39,40,41,42], for Copper, Silver and Gold, which belong to resistivity as a function of temperature will be analyzed to discover all mechanisms that contribute in noble metals resistivity, and calculate more than constant by comparison between theoretical and experimental expressions.

### 4. Results and Discussion

At low temperatures, analysis of experimental data for normal metals resistivity has a general expression as a sum of many contributions (additive law) and take a general form:

$$\rho(T, C) = \rho_0 + AT^2 + BT^3 + CT^5 + \dots \tag{11}$$

Where  $A, B, C$  are very important constants to calculate many theoretical constants, which is difficult to know them without comparison between these experimental and theoretical formulae.

Also at high temperatures all contributions vanish except phonons and impurity resistivity, and resistivity will become:

$$\rho(T, C) = \rho_0 + AT \tag{12}$$

Figure (1) shows a general diagram between experimental noble metals resistivity as a function of low and high temperatures.

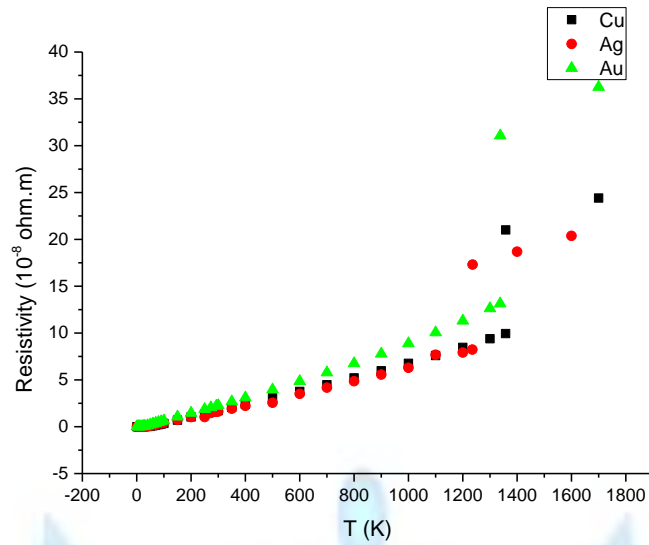


Figure (1): noble metals resistivity as a function of low and high temperatures.

Purity of noble metals was calculated from the ratio of  $\beta = \rho(273K)/\rho(4.2K) = RRR$ , and a suitable fitting between RRR and concentration show that purity highly decrease with concentration increasing, figures (2, 3, 4).

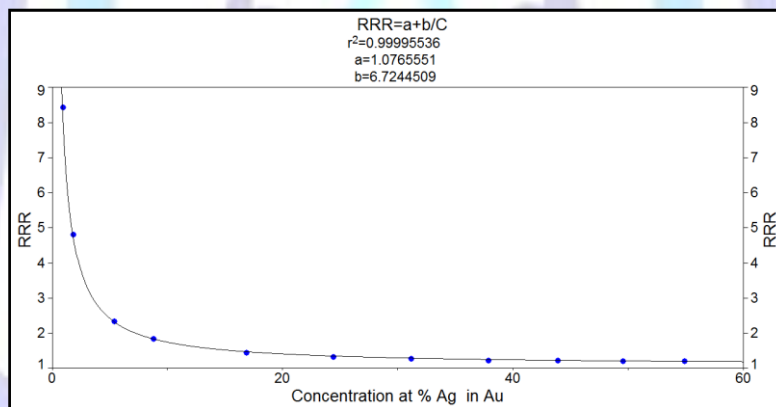


Figure (2): RRR as a function of Ag concentration in Au

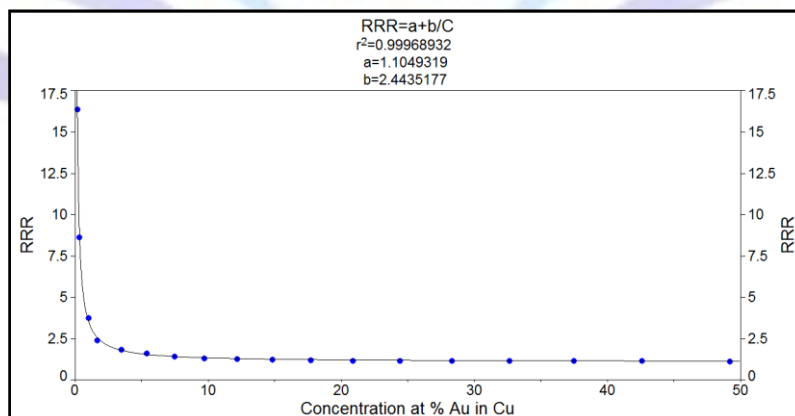


Figure (3): RRR as a function of Au concentration in Cu

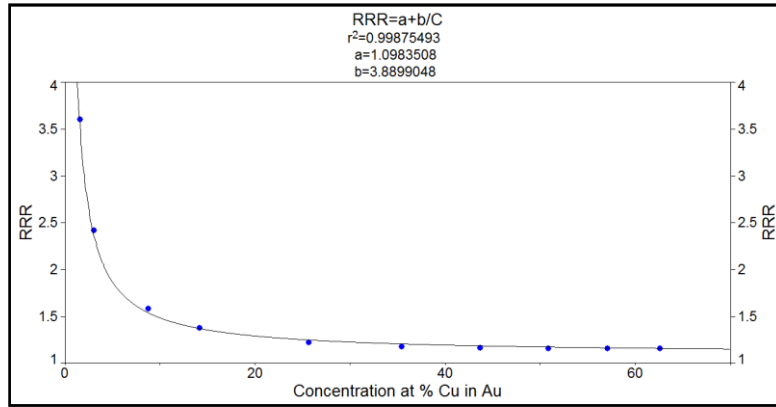


Figure (3): RRR as a function of Cu concentration in Au

It is found that; Residual resistivity as a function of concentration is a mixed from Nordheim’s rule [43] for one kind of normal impurity:

$$\rho_0 \propto c(1-c) \quad (13)$$

In addition, Mott’s rule for tow kind of normal impurity [44]:

$$\rho_0 = A(1-c)^2(1-c)c^2 + B(1-c)c \quad (14)$$

Where A, B are constants. Figures (4, 5) show a changing between residual resistivity and concentration; it is expected that the samples contain more than one kind of impurities.

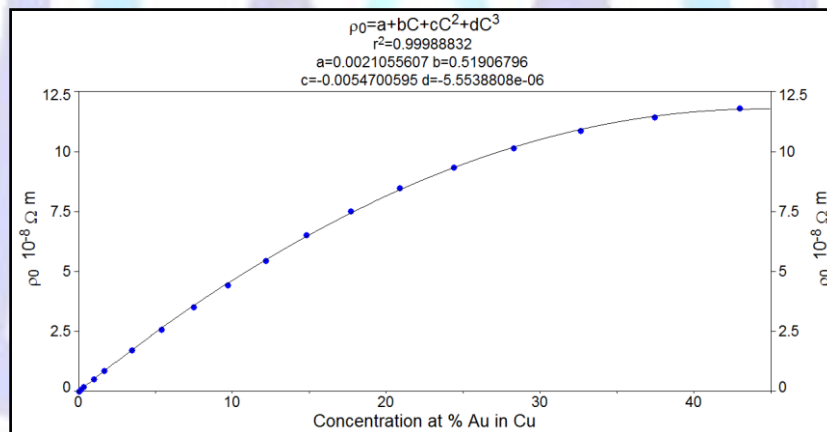


Figure (4): Gold residual resistivity versus Concentration of Gold in Cu-Au alloy

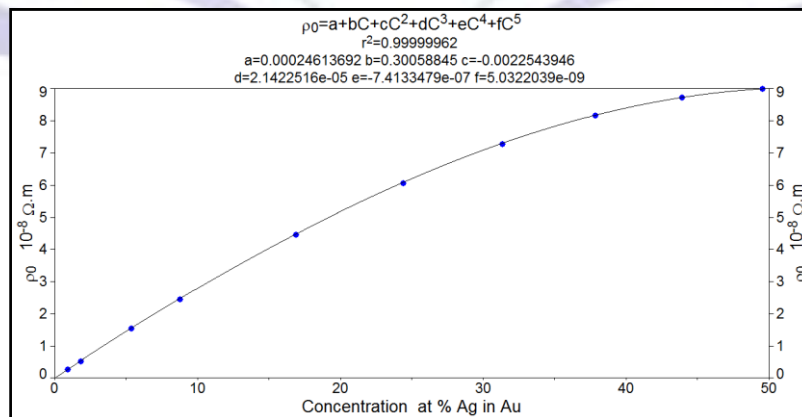


Figure (5): Silver residual resistivity versus Concentration of Silver in Cu-Au alloy

However, in magnetic alloys the situation will be complicated, especially in dilute magnetic alloys. by return to my papers [ 34,35 ] which belong to Cu-Mn dilute alloys (Mn in ppm= part per million), where Mn residual resistivity did not calculate.



By recalculation this resistivity, it is found logarithm residual resistivity dependence of Mn concentration, and the relationship takes the following form:

$$\ln \rho_0 = 0.877 \ln(c) - 25.42 \quad \ln(f \Omega.m) \quad (14)$$

In addition, for Cu-Fe dilute alloy (Fe in ppm) has the following form:

$$\ln \rho_0 = 0.945 \ln(c) - 22.81 \quad \ln(f \Omega.m) \quad (16)$$

Unfortunately, the experimental results calculate the total residual resistivity and could not discriminate between the origins of its mechanisms. first Theoretical attempt was made by blatt [45] to calculate resistivities due to vacancies and interstitials and found that:

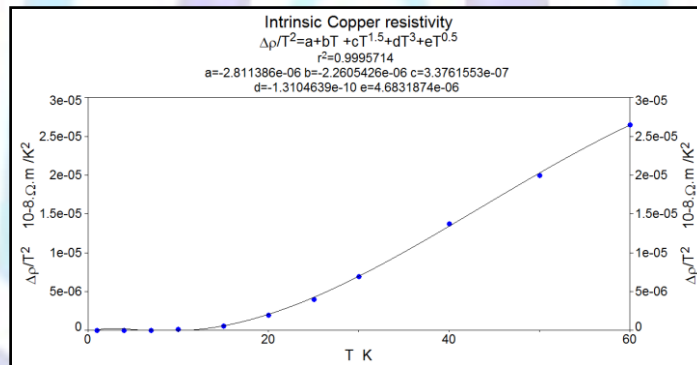
$$\begin{aligned} \rho_{int} &= (0.5 \text{ to } 10) \times 10^{-8} \Omega.m / at. \% \\ \rho_{vac} &= (1 \text{ to } 1,5) \times 10^{-8} \Omega.m / at. \% \end{aligned} \quad (17)$$

However, many attempts were made by neutron scattering, which need deeper investigations.

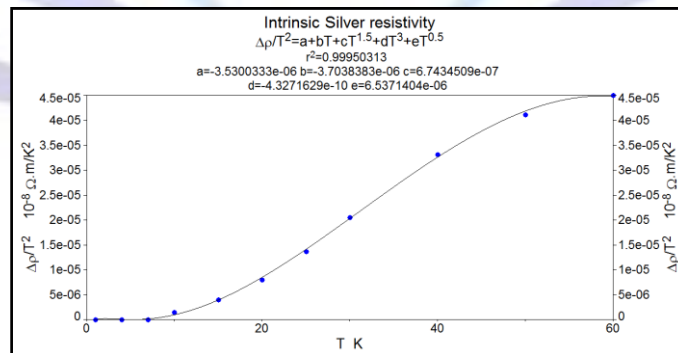
In order to calculate intrinsic resistivity, the basic step is to subtract residual resistivity from total resistivity, as the following relation:

$$\begin{aligned} \Delta\rho &= \rho(T, C) - \rho_0 = AT^2 + BT^3 + CT^5 + \dots \\ \Delta\rho / T^2 &= A + BT + CT^3 + \dots \end{aligned} \quad (18)$$

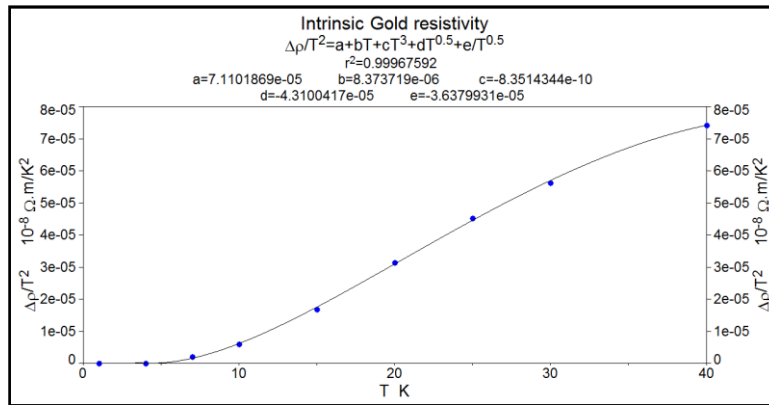
Figures (6, 7, 8) show intrinsic resistivity for noble metals (Cu, Ag, Au) as a function of temperature. Precise mathematical analysis shows the existence of new (terms) mechanisms were not taken into account , like  $T^{2.5}$ ,  $T^{1.5}$ ,  $T^{0.5}$ , ...etc., These mechanisms do not appear, but the presence of magnetic impurities, which appear from spin waves at low temperatures.



Figures (6): intrinsic resistivity for Copper versus temperature



Figures (7): intrinsic resistivity for Silver versus temperature



Figures (8): intrinsic resistivity for Gold versus temperature

Debye temperature for face centered cubic (fcc) (Ag, Au, Cu,) metals, near absolute zero and in terms of the elastic constants of the solid. The Debye characteristic temperature is given by [46]:

$$\theta_D^D = \frac{h}{k} \left( \frac{9N}{4\pi v^2} \right)^{\frac{1}{2}} \left[ \frac{2}{v_t^3} + \frac{1}{v_l^3} \right]^{\frac{1}{3}} \quad (19)$$

Where  $h$  = Planck's constant,  $k$  = Boltzmann's constant,  $N$  = Avogadro's number,  $V$  = atomic volume,  $v_l$  = longitudinal sound velocity,  $v_t$  = transversal sound velocity which mean that Debye temperature is related to the speed of sound in the crystal.

There are agreement between values calculated from (19) and experimental results, for Cu (Exp.  $\theta_D$  =345.9K, Calcu.  $\theta_D$  =345.6k), Ag (Exp.  $\theta_D$  ==227.1k, Calcu.  $\theta_D$  = 226.6K) and Au ( Exp.  $\theta_D$  = 161.5k, Calcu.  $\theta_D$  =162.4 I 2k). This indicates that cubic solids can be very well represented by Debye's model and that they show, to a certain extent, polycrystalline behaviour at absolute zero.

Another method to calculate Debye temperature, where the Debye temperature define as a part of the integration of the heat capacity [47] where  $\omega_D$  is the Debye frequency:

$$C_v = 9N_A K_B \left( \frac{T}{\theta} \right)^3 \int_0^{\frac{\theta}{T}} \frac{z^3}{(e^z - 1)(1 - e^{-z})} dz$$

$$\theta_D = \frac{\hbar \omega_D}{k_B} = \frac{h \mathcal{Q}_D}{k_B} = \frac{h v_{mean}}{\lambda_{min}} \quad (20)$$

$v_{mean}$  the mean acoustic velocity calculated from the longitudinal and transverse velocities,  $\lambda_{min}$  The minimum wavelength corresponding to the Debye temperature, This wavelength should be equivalent with the length of the smallest unit cell. At frequencies higher than the cut off frequency the "lattice" unable to "see" the vibration because the wavelength of the vibration is smaller than the basic unit of the atomic arrangement; therefore, the vibration becomes independent from the lattice. The Debye cut off frequency or temperature separates the collective thermal lattice vibration from the independent thermal lattice vibration. Figure (9) shows Debye temperature as a function of temperature from specific-heat results.



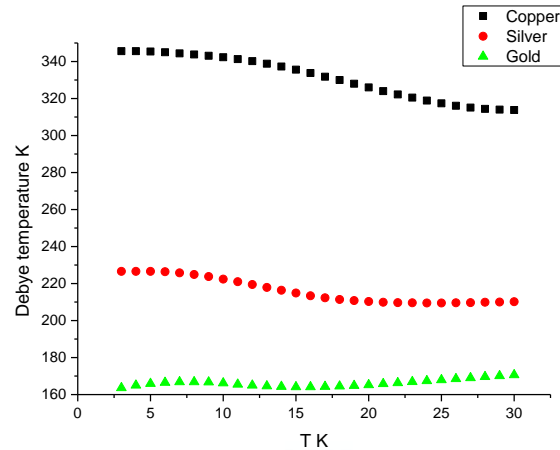


Figure (9): Debye temperature versus temperature from specific-heat results (After David R. Smith and F. R. Fickett, 1995) [48].

Debye temperature can be estimated from the melting point ( $T_m$ ) of the crystal using the Lindemann relation [49, 50]:

$$\theta_D = C \left[ T_m / MV \frac{3}{2} \right]^{\frac{1}{2}} \quad (21)$$

Where C is a constant depending on the X-ray intensity data structure. V unit volume was estimated from the lattice constant, M Molecular weight. Debye temperature estimated from resistivity less than 4% from estimated from specific heat.

From theoretical equation (8) and experimental relation (18), the electron-lattice interaction constant C (constant of the metal) could be estimated, it is found that:

$$C = 2.265 \times 10^{-5} \text{ } \Omega \cdot \text{m} \cdot \text{K} \text{ for Cu, } C = 2.609 \times 10^{-3} \text{ } \Omega \cdot \text{m} \cdot \text{K} \text{ for Ag, } C = 2.823 \times 10^{-3} \text{ } \Omega \cdot \text{m} \cdot \text{K} \text{ for Au.}$$

Which will be useful to estimate other constants. Moreover, from equation (9) and (18), G overlap integral was calculated and its values as follows:  $G_{Cu} = 0.063$ ,  $G_{Ag} = 0.075$  and  $G_{Au} = 0.097$ .

Finally, the agreement between theoretical and experimental was somewhat acceptable.

## 5. Conclusion

Purity of pure Copper was  $RRR = 772$ , Silver was  $RRR = 1465$  and Gold was  $RRR = 93.2$ , which means that many impurities may be found in the samples. This result explains why residual resistivity has a power series equation.

New terms have been found in total resistivity during analysis data, like  $T^3$ , which belong to phonons U-processes, and  $T^{2.5}$ ,  $T^{1.5}$ ,  $T^{0.5}$ , which belong to magnetic origin. In addition, Debye temperature and some theoretical constant were treated.

Most of all predictions of theoretical models was an agreement with analyzing experimental data, but need more investigation to reach to an agreement with each other.

## Acknowledgement

I am greatly indebted to all those whom I analyzed their published crude experimental results. In addition, to Journal of Physical and Chemical Reference Data and National Institute of Standards and Technology for their great efforts to collect experimental data.

## References


1. Matthiessen, A. (1858), "On the Electric Conducting Power of the Metals". Philosophical Transactions of the Royal Society of London 148: 383. doi:10.1098/rstl.1858.0020
2. Matthiessen, A.; Vogt, C. (1863), "On the Influence of Temperature on the Electric Conducting-Power of Thallium and Iron". Philosophical Transactions of the Royal Society of London 153: 369. doi:10.1098/rstl.1863.0016
3. Matthiessen, A.; Vogt, C. (1864), "On the Influence of Temperature on the Electric Conducting-Power of Alloys". Philosophical Transactions of the Royal Society of London 154: 167. doi:10.1098/rstl.1864.0004
4. Dellinger, J.H. (1911). The temperature coefficient of resistance of copper, Bulletin of the Bureau of Standards, Vol. 7, 71-101 (1911) Scientific Paper 147 (S147). <http://www.archive.org/details/tempe7711011911147147dell>



5. J F Kos (1990), Anomalies in the low-temperature thermal and electrical resistivities of silver, *J. Phys.: Condens. Matter* 2,2, 4859. doi:10.1088/0953-8984/2/22/007
6. Matula, R. A., (1979), Electrical Resistivity of Copper, Gold, Palladium and Silver, *J. Phys. Chem. Ref. Data*, 8, 1147-1298. DOI: 10.1063/1.555614
7. Desai, P. D., Chu, T. K. James, H. M and Ho, C. Y. (1984). Electrical Resistivity of Selected Elements, *J. Phys. Chem. Ref. Data*, 13, 1069. <http://dx.doi.org/10.1063/1.555723>
8. Satya Pal, (2011), Electrical Resistivity of Noble Metals. *Canadian Journal of Physics* (Impact Factor: 0.9); 51(21):2225-2232. DOI: 10.1139/p73- 291
9. Alam A. and Tomak, M. (1984), Electrical Resistivity of Liquid Noble Metal Alloys, *physica status solidi (b)* Volume 126, Issue 2, pages 729–732. DOI: 10.1002/pssb.2221260233
10. Borchi, E.; De Gennaro, S.; Tasselli, P.L. (2000), On the low-temperature electrical resistivity of copper and gold Borchi, *Journal of Physics F Metal Physics*; 10(10):L271. DOI: 10.1088/0305-4608/10/10/005
11. E. Borchi, S. De Gennaro, and P. L. Tasselli, (1975), Low-temperature electrical resistivity of noble metals, *Phys. Rev. B* 12, 5478 .DOI: <http://dx.doi.org/10.1103/PhysRevB.12.5478>
12. Bergmann, A. Kaveh, M. and Wiser, N. (1982), Electrical resistivity of the noble metals at low temperatures. I. Dilute alloys, *J. Phys. F: Met. Phys.* 12 2985. doi:10.1088/0305-4608/12/12/028
13. Sachslehner, F. (2001), The Deviation from Matthiessen's Rule at 4.2 K in Dilute Copper–Gold–Germanium Alloys , *phys. stat. sol. (a)* 184, No. 2, 419–432. DOI: 10.1002/1521-396X(200104)184:2<419::AID-PSSA419>3.0.CO;2-G
14. Sachslehner, F. Milnera, M. Koocer, M. Schafner, E. (2000), The Deviation from Matthiessen's Rule and Electrical Dislocation Density Measurement in Dilute Cu-Au Alloys , *Journal: Physica Status Solidi (a)* , vol. 179, no. 2, pp. 407-421. DOI: 10.1002/1521-396X(200006)179:2<407::AID-PSSA407>3.0.CO;2-P
15. Klemens, P. G. (1959), Deviation from Matthiessen's Rule and Lattice Thermal Conductivity of Alloys, *Australian Journal of Physics*, vol. 12, p.199. DOI:10.1071/PH590199
16. J. K. Glasbrenner, B. S. Pujari, and K. D. (2014), Belashchenko , Deviations from Matthiessen's rule and resistivity saturation effects in Gd and Fe from first principles , *Phys. Rev. B* 89, 174408 . DOI: <http://dx.doi.org/10.1103/PhysRevB.89.174408>
17. Ziman, J. M. (1959), The Theory of the Residual Resistance of Copper, , *Proc. R. Soc. Lond. A* vol. 252 no. 1268 63-79. doi: 10.1098/rspa.1959.0137
18. MacDonald D. K. C. and Pearson, W. B. (1952), Residual Resistance in Dilute Copper Alloys, *Phys. Rev.* 88, 149 . DOI: <http://dx.doi.org/10.1103/PhysRev.88.149>
19. Venkata, M. Kamalaka, R. and Raychaudhuri, A. K. (2012), Modification in electrical transport with a change in geometry from a nanowire to a nanotube of copper: effect of the extra surface, *New Journal of Physics* 14, 043032 (13pp). doi:10.1088/1367-2630/14/4/043032
20. Kuckhermann, V. Mende, H.H. (1987), Effect of the surface condition on the deviation from Matthiessen's rule in thin copper samples. *Physical review. B, Condensed matter* (Impact Factor: 3.77). 34(12):8345-8350. DOI: 10.1103/PhysRevB.34.8345
21. Editors: K.-H. Hellwege, J. L. Olsen, (1983), Electrical Resistivity, Kondo and Spin Fluctuation Systems, Spin Glasses and Thermopower, *Landolt-Börnstein - Group III Condensed Matter*, Volume 15a, Online ISBN 978-3-540-38578-3. DOI 10.1007/b29240
22. Godby, Rex. (2014), Quantum Jostling Proves Diverting for Electrons in a Metal, *Physics* 7, 70. DOI:10.1103/Physics.7.70
23. Nazarov, V. U. Vignale, G. and Chang, Y.-C. (2014), Dynamical many-body corrections to the residual resistivity of metals, *Physical Review B* 89, 241108 . DOI: <http://dx.doi.org/10.1103/PhysRevB.89.241108>
24. Ziman, J. M. (1960), *Electrons and Phonons* (Oxford: Clarendon)
25. Rogers, W.M., and Powell, R.L. (1958), Table of transport integrals, *NBS Circ.* 595, 46.
26. Kamalakar, M. V. and Raychaudhuri, A. K. (2012), Modification in electrical transport with a change in geometry from a nanowire to a nanotube of copper: effect of the extra surface, *New Journal of Physics* 14, 043032, (13pp) .<http://www.njp.org/>, doi:10.1088/1367-2630/14/4/043032
27. Pares V. Modh. (2014), Density of States and Debye Temperature for Superconductors, *International Journal of Science and Research (IJSR)*, Volume 3 Issue 2, February 2014 ,ISSN (Online): 2319-7064, [www.ijsr.net](http://www.ijsr.net)
28. AWASTHI, O. N and PUNDIR, V. K. (2007), Electron - electron interactions and the electrical resistivity of lithium at low temperatures, *PRAMANA journal of physics* Vol. 68, No. 1, pp. 67-74

29. MacDonald, A. H. Taylor, R. and Geldart, D. J. W. (1981), Umklapp electron-electron scattering and the low-temperature electrical resistivity of the alkali metals, Phys. Rev. B23, 2718. DOI: <http://dx.doi.org/10.1103/PhysRevB.23.2718>
30. Awasthi, O. N. (1981), Physica B+C, Volume 107, Issues 1–3, Pages 135–136. DOI: 10.1016/0378-4363(81)90374-0
31. Awasthi, O. N. and Sathish, S. (1981), Electron interactions and the electrical resistivity of alkali metals at low temperatures, Physics Letters A, Volume 83, Issue 6, p. 283-286. DOI: 10.1016/0375-9601(81)90985-3
32. Fann, W.S. Storz, R. Tom, H.K. and Bokor, J. (1992), electron thermalization in gold, phys rev B, 46, 20, p(13592). DOI: <http://dx.doi.org/10.1103/PhysRevB.46.13592>
33. Smith, David R. and Fickett, F. R. (1995) Low -Temperature Properties of Silver, Journal of Research of the National Institute of Standards and Technology Stand. Technol. 100, 2, 119 .
34. AL-Jalali, M.A. (2014), Phenomenological analysis of the s-d exchange Interaction in dilute Cu-Mn alloy at helium temperature, Adv. Mat. Lett. 5(1), 14-16. DOI: 10.5185/amlett.2013.5486
35. AL-Jalali, M. A. (2014), Phenomenon of maximum and minimum in the resistivity of Cu-Mn Kondo alloys at low temperatures, American Journal of Physics and Applications, 2(3): 78-82. doi: 10.11648/j.ajpa.20140203.12
36. Ho, C.Y.; Ackerman, M.W.; Wu, K.Y.; Havill, T.N.; Bogaard, R.H.; Matula, R.A.; Oh, S.G.; James, H.M., (1983), Electrical Resistivity of Ten Selected binary alloy systems, J. Phys. Chem. Ref. Data, 12, 183-322. DOI: 10.1063/1.555684
37. See reference 6.
38. See reference 7.
39. Borchi, E. and De Gennaro, S. (1980), On the low-temperature electrical resistivity of copper and gold, J. Phys. F: Met. Phys. 10 L271. doi:10.1088/0305-4608/10/10/005
40. See reference 19.
41. Khoshnevisan, M. Pratt Jr, W. P. Schroeder, P. A. Steenwyk, S. and Uher, C. (1979), Low-temperature resistivity of silver, J. Phys. F: Met. Phys. 9 L1. doi:10.1088/0305-4608/9/1/001
42. Kos, J. F. (1990), Anomalies in the low-temperature thermal and electrical resistivities of silver, J. Phys.: Condens. Matter 2, 22, 4859. doi:10.1088/0953-8984/2/22/007
43. Nordheim, L. Ann, (1931), physik 9, 5, 607.
44. Mott, N.F. (1935), A discussion of the transition metals on the basis of quantum mechanics, proc. Phys. Soc. (London) 47, 571. doi:10.1088/0959-5309/47/4/305
45. Blatt, F.J. (1968), physics of electronic conduction in solids (McGraw-Hill, new York).
46. SHUKLA, M. M. and PADIAL, N. T. (1973), A Calculation of the Debye Characteristic Temperature of Cubic Crystals, Revista Brasileira de Física, Vol. 3, N.1.
47. See reference 27.
48. Smith, D. R. and Fickett, F. R. (1995), Low-Temperature Properties of Silver, Journal of Research of the National Institute of Standards and Technology, J. Res. Natl. Inst. Stand. Technol. 100, 119.
49. Somasundari, C.V and Pillai, N.N. (2013), Debye temperature calculation from various experimental methods for  $\text{Na}_x\text{K}_{1-x}\text{Cl}$  grown from aqueous solution, IOSR Journal of Applied Physics (IOSR-JAP), Volume 3, Issue 5, PP 01-07.org e-ISSN: 2278-4861. [www.iosrjournals](http://www.iosrjournals)
50. Yang, C. C. Xiao, M. X. Li, W. and Jiang, Q. (2006), Size effects on Debye temperature, Einstein temperature, and volume thermal expansion coefficient of nanocrystals, Solid State Commun. Volume 139, Issue 4, Pages 148–152. DOI: 10.1016/j.ssc.2006.05.035

## Author' biography with Photo



**Muhammad Ahmad Ali AL-JALALI** (Syrian) , Is Associate Professor in department of Physics Taif University, Kingdom of Saudi Arabia. B.Sc. in Physics & Chemistry, High Diploma in Modern Physics, M. Sc. in Modern Physics, Ph.D. in Theoretical Physics (solid state). His field of interest is Spin Glasses, memories and nuclear memories, modern magnetism, NMR, new & renewable energy, scientific cooperation between south and north states.

His site: <https://sites.google.com/site/maljalali/>