



THE EFFECTS OF SORET AND DUFOUR ON A STEADY MHD FREE CONVECTION FLOW OVER AN INCLINED POROUS PLATE WITH VISCOUS DISSIPATION

O. A. Ajala¹, I. O. Onikola²

1 Department of Pure and Applied Mathematics, Ladoké Akintola University of Technology
Ogbomoso, Oyo Nigeria.

oajala@lautech.edu.ng

2 Department of Mathematics and Statistics, Federal Polytechnic Offa, Kwara Nigeria.

yemobenson2k@gmail.com

ABSTRACT

This paper deals with the effects of Soret and Dufour on a steady MHD free convection flow over an inclined porous plate with viscous dissipation. The models were non-dimensionalised and the following parameters arise in the flow: Soret number S_r , Dufour number D_u , Prandtl number Pr , magnetic parameter M , Schmidt number Sc , radiation parameter R , permeability of porous medium K , thermal Grashof number Gr , solutal Grashof number G_m , Eckert number Ec and inclination angle α . The influences of these parameters which control the flow were analysed and given a place in this work. The dimensionless governing equations of flow field are solved numerically by collocation weighted residual method. The effects of various parameters on the velocity, temperature and concentration profiles are discussed and displayed graphically.

Keywords: Dufour effect, Soret effect, Steady, Viscous Dissipation Heat, MHD, Porous medium and Collocation weighted residual method



Council for Innovative Research

Peer Review Research Publishing System

Journal: JOURNAL OF ADVANCES IN MATHEMATICS

Vol .11, No.9

www.cirjam.com , editorjam@gmail.com



I. NOMENCLATURE

u^*	Velocity component along x^* - direction
v^*	Velocity component along y^* - direction
g	Acceleration due to gravity
β	Volumetric coefficient of thermal expansion
β'	Coefficient of volume expansion for mass transfer
ν	Kinematic viscosity
ρ	Fluid density
B_0	Magnetic induction
k	Thermal conductivity of the fluid
K^*	Permeability of porous medium
σ	Electrical conductivity of the fluid
T^*	Dimensional temperature
T_∞^*	Temperature of free stream
C^*	Dimensional concentration
C_∞^*	Concentration of free stream
D_m	Chemical molecular diffusivity
C_p	Specific heat at constant pressure
K_T	Thermal diffusion rate
q_r	Radiative heat flux in y direction

II. INTRODUCTION

The study of Soret and Dufour effect on MHD flows has attracted considerable attention in the last several decades and is now considered to be of great significant field of study in the general areas of fluid dynamics and heat transfer. There are many relevant applications of this study, these are heat transfer connected with heat recovery from geothermal systems particularly in the field of large storage systems of agricultural produce, heat transfer connected with storage of nuclear waste, exothermic reaction, heat removal from nuclear fuel debris, the heating of rooms and buildings by the use of radiators, control of pollutant spread in groundwater, solar power collectors, radio propagation through the ionosphere, porous material regenerative heat exchangers etc. The study of heat generation in moving fluids is relevant as it changes the temperature distribution and the particle deposition measure especially in nuclear reactor cores, fire and combustion modeling. Whenever heat and mass transfer occur concurrently in a moving fluid, the connection between the fluxes and the driving potentials may be of a more complex type. An energy flux can be created by temperature gradients and by concentration gradients. The energy flux generated by a concentration gradient is called the Dufour or diffusion-thermo effect while the energy flux generated by temperature gradient represents the Soret or thermal-diffusion effect. These effects are very important when the temperature and concentration gradients are very high.

Angelet *et al.* (2000) studied the Dufour and Soret effects on free convection boundary layer over a vertical surface embedded in a porous medium. Raptiset *et al.* (2003) studied the effect of radiation on two dimensional steady MHD optically thin gray gas flow along an infinite vertical plate in presence of induced magnetic field. Ghaly (2002) investigated the effect of radiation on heat and mass transfer over stretching sheet in the presence of a magnetic field. Lavanya and Leela (2014) studied Dufour and Soret effects on steady MHD free convective flow past a vertical porous plate embedded in a porous medium with chemical reaction, radiation heat generation and viscous dissipation. Chamkha and Ben-Nakhi (2008) studied MHD mixed convection radiation interaction along a permeable surface immersed in a porous medium in the presence of Soret and Dufour effects. Many researchers have investigated Dufour and Soret effects on free convective heat and mass transfer flow in a porous medium, some of them are El-Aziz (2008), Alam and Ahammad (2011), Alam and Rahman (2005), Mansour *et al.* (2008), Sreedharet *et al.* (2013), Afify (2009). Shivaiah and Anand (2011) studied the effects of Soret and Dufour and thermal radiation on MHD free convection flow past an infinite vertical porous plate in the presence of chemical reaction. Sarada and Shanker (2013) analysed the effects of Soret and Dufour on MHD flow along a vertical porous plate in the presence of suction or injection.

The aim of this paper is to study the effects of Soret and Dufour on a steady MHD free convection flow over an inclined porous plate with viscous dissipation. The set of governing equations and boundary equation of the problem are transformed into a set of nonlinear ordinary differential equation and solved numerically by collocation weighted residual method. The effects of various parameters on the velocity, temperature and concentration profiles are discussed and displayed graphically.



III. MATHEMATICAL ANALYSIS

A steady-state two-dimensional heat and mass transferflow of an incompressible and electrical conducting viscous fluid along an infinite incline porous plate embedded in a porous medium with viscous dissipation is considered. The plate is inclined at angle α to the vertical with the x^* - axis taken along the plate and y^* - axis taken normal to it. It is assumed that the radiation heat flux in x^* - direction is negligible in comparison to y^* - direction. Initially the plate and the fluid are at the same temperature T_{∞}^* in a stationary condition with concentration level C_{∞}^* at all points. The plate starts moving impulsively in its own plane with velocity u_0 , its temperature is raised to T_w and the concentration level at the plate is raised to C_w . A transverse magnetic field of uniform strength B_0 is assumed normal to the direction of flow. The transversely applied magnetic field and magnetic Reynolds number are very small and hence induced magnetic field is negligible, Cowling (1957).

As a result of infinite length in x^* - direction, the flow variables are functions of y^* only. On this physical grounds of the present problem and under the usual Boussinesq approximation, governing equations for this steady problem are given by

Continuity equation:

$$\frac{dv^*}{dy^*} = 0 \Rightarrow v^* = -v_0 \tag{1}$$

Momentum equation:

$$v^* \frac{du^*}{dy^*} = v \frac{d^2u^*}{dy^{*2}} + g\beta(T^* - T_{\infty}^*)\cos(\alpha) + g\beta'(C^* - C_{\infty}^*)\cos(\alpha) - \frac{vU^*}{K^*} - \frac{\sigma B_0^2 u^*}{\rho} \tag{2}$$

Energy equation:

$$\rho C_p v^* \frac{dT^*}{dy^*} = k \frac{d^2T^*}{dy^{*2}} - \frac{dq_r}{dy^*} + \frac{\rho D_m K_T}{C_s} \frac{d^2C^*}{dy^{*2}} + \mu \left(\frac{du^*}{dy^*}\right)^2 \tag{3}$$

Concentration equation:

$$v^* \frac{dC^*}{dy^*} = D_m \frac{d^2C^*}{dy^{*2}} + \frac{D_m K_T}{T_m} \frac{d^2T^*}{dy^{*2}} \tag{4}$$

where u^* is the velocity component along x^* - direction, v^* is the velocity component along y^* - direction, g is the acceleration due to gravity, β is the volumetric coefficient of thermal expansion, β' is the coefficient of volume expansion for mass transfer, T^* is the dimensional temperature, T_{∞}^* is temperature of free stream, C^* is the dimensional concentration, C_{∞}^* is concentration of free stream, v is the kinematic viscosity, ρ is the fluid density, B_0 is the magnetic induction, k is the thermal conductivity of the fluid, K^* is the permeability of porous medium, D_m is the chemical molecular diffusivity, σ is the electrical conductivity of the fluid, C_p is the specific heat at constant pressure, K_T is the thermal diffusion rate, q_r is radiative heat flux in y direction.

The initial and boundary conditions for the model are given by

$$\begin{aligned} u^* = 0, T^* = T_{\infty}^*, C^* = C_{\infty}^* \quad \forall y^* \\ u^* = u_0, v^* = -v_0, T^* = T_{\infty}^* + (T_w^* - T_{\infty}^*)e^{\theta} \\ C^* = C_{\infty}^* + (C_w^* - C_{\infty}^*)e^{\theta} \text{ at } y^* = 0 \\ u^* = 0, T^* \rightarrow T_{\infty}^*, C^* \rightarrow C_{\infty}^*, y^* \rightarrow \infty \end{aligned} \tag{5}$$

By using Roseland approximation, the radiative heat flux term is given by

$$q_r = -\frac{4\sigma}{3k_1} \frac{dT^{*4}}{dy^*} \tag{6}$$

where k_1 and σ are mean absorption coefficient and Stefan Boltzmann constant respectively. Assuming the temperature difference within the flow are copiously small such that T^{*4} can be expressed as a linear function of the temperature. It is accomplished by expanding in a Taylor series about T_{∞}^{*4} and neglecting the higher order terms, hence

$$T^{*4} \cong 4T_{\infty}^{*3}T^* - 3T_{\infty}^{*4} \tag{7}$$

Putting (6) and 7 into (3) gives

$$\rho C_p v^* \frac{dT^*}{dy^*} = k \frac{d^2T^*}{dy^{*2}} + \frac{16\sigma T_{\infty}^{*3} d^2T^*}{3k_1 dy^{*2}} + \frac{\rho D_m K_T}{C_s} \frac{d^2C^*}{dy^{*2}} + \mu \left(\frac{du^*}{dy^*}\right)^2 \tag{8}$$

In order to write the governing equations and the boundary condition in dimensionless form, the following non-dimensional quantities are introduced.

$$\begin{aligned} u = \frac{u^*}{u_0}, y = \frac{y^* V_0}{v}, \theta = \frac{T^* - T_{\infty}^*}{T_w^* - T_{\infty}^*}, C = \frac{C^* - C_{\infty}^*}{C_w^* - C_{\infty}^*}, U_p = \frac{U_p'}{V_0}, G_r = \frac{g\beta v (T_w^* - T_{\infty}^*)}{u_0 V_0^2}, \\ G_m = \frac{g\beta' v (C_w^* - C_{\infty}^*)}{u_0 V_0^2}, K = \frac{K^* V_0^2}{v^2}, P_r = \frac{v\rho C_p}{\kappa}, P_r = \frac{\rho C_p}{\kappa}, S_C = \frac{v}{D_m}, M = \frac{\sigma B_0^2 v}{\rho V_0^2}, \\ Du = \frac{D_m K_T (C_w^* - C_{\infty}^*)}{C_s C_p v (T_w^* - T_{\infty}^*)}, Sr = \frac{D_m K_T (T_w^* - T_{\infty}^*)}{T_m v (C_w^* - C_{\infty}^*)}, R = \frac{4\sigma T_{\infty}^{*3}}{k_1 k}, E_C = \frac{u_0^2}{C_p (T_w^* - T_{\infty}^*)} \end{aligned} \tag{9}$$



Hence, using the above non-dimensional quantities, the equations (2), (4) and (8) in the non-dimensional form can be written as

$$-\frac{du}{dy} = \frac{d^2u}{dy^2} + \theta G_r \cos(\alpha) + C G_m \cos(\alpha) - \left(M + \frac{1}{k}\right)u \tag{10}$$

$$-\frac{d\theta}{dy} = \frac{1}{Pr} \left(1 + \frac{4R}{3}\right) \frac{d^2\theta}{dy^2} + Du \frac{d^2C}{dy^2} + Ec \left(\frac{du}{dy}\right)^2 \tag{11}$$

$$-\frac{dC}{dy} = \frac{1}{Sc} \frac{d^2C}{dy^2} + Sr \frac{d^2\theta}{dy^2} \tag{12}$$

The corresponding initial and boundary conditions are

$$\begin{aligned} u = 0, \theta = 0, C = 0 & \quad \forall y \\ u = 1, \theta = 1, C = 1 & \text{ at } y = 0 \\ u = 0, \theta \rightarrow 0, C \rightarrow 0, y \rightarrow \infty \end{aligned} \tag{13}$$

IV. SOLUTION OF THE PROBLEM

The system of coupled non-linear ordinary differential equation (10)-(12) together with the boundary conditions (13) are solved numerically by using the method of collocation weighted residual. First of all, we shall assume trial solutions for equations (10) - (12) as given below

$$u(y) = a_0 + a_1 y + a_2 y^2 + a_3 y^3 + a_4 y^4 + a_5 y^5 + a_6 y^6 + a_7 y^7 + a_8 y^8 \tag{14}$$

$$\theta(y) = b_0 + b_1 y + b_2 y^2 + b_3 y^3 + b_4 y^4 + b_5 y^5 + b_6 y^6 + b_7 y^7 + b_8 y^8 \tag{15}$$

$$C(y) = c_0 + c_1 y + c_2 y^2 + c_3 y^3 + c_4 y^4 + c_5 y^5 + c_6 y^6 + c_7 y^7 + c_8 y^8 \tag{16}$$

differentiating (14), (15) and (16) and substituting into (10), (11) and (12) respectively, gives

$$\begin{aligned} u(y) = & 56 a_8 y^6 + 42 a_7 y^5 + 30 a_6 y^4 + 20 a_5 y^3 + 12 a_4 y^2 + 6 a_3 y + 2 a_2 + a_1 + 2 a_2 y \\ & + 3 a_3 y^2 + 4 a_4 y^3 + 5 a_5 y^4 + 6 a_6 y^5 + 7 a_7 y^6 + 8 a_8 y^7 + Gr \cos(\alpha) (b_0 + b_1 y + b_2 y^2 \\ & + b_3 y^3 + b_4 y^4 + b_5 y^5 + b_6 y^6 + b_7 y^7 + b_8 y^8) + Gm \cos(\alpha) (c_0 + c_1 y + c_2 y^2 + c_3 y^3 \\ & + c_4 y^4 + c_5 y^5 + c_6 y^6 + c_7 y^7 + c_8 y^8) - \left(M + \frac{1}{k}\right) (a_0 + a_1 y + a_2 y^2 + a_3 y^3 + a_4 y^4 \\ & + a_5 y^5 + a_6 y^6 + a_7 y^7 + a_8 y^8) \end{aligned} \tag{17}$$

$$\begin{aligned} \theta(y) = & \frac{(56 y^6 b_8 + 42 y^5 b_7 + 30 y^4 b_6 + 20 y^3 b_5 + 12 y^2 b_4 + 6 y b_3 + 2 b_2) \left(1 + \frac{4}{3} R\right)}{Pr} \\ & + b_1 + 2 b_2 y + 3 b_3 y^2 + 4 b_4 y^3 + 5 b_5 y^4 + 6 b_6 y^5 + 7 b_7 y^6 + 8 b_8 y^7 + Du (56 y^6 c_8 \\ & + 42 y^5 c_7 + 30 y^4 c_6 + 20 y^3 c_5 + 12 y^2 c_4 + 6 y c_3 + 2 c_2) + Ec (56 y^6 a_8 + 42 y^5 a_7 \\ & + 30 y^4 a_6 + 20 y^3 a_5 + 12 y^2 a_4 + 6 y a_3 + 2 a_2)^2 \end{aligned} \tag{18}$$

$$\begin{aligned} C(y) = & \frac{56 y^6 c_8 + 42 y^5 c_7 + 30 y^4 c_6 + 20 y^3 c_5 + 12 y^2 c_4 + 6 y c_3 + 2 c_2}{Sc} + c_1 + 2 c_2 y \\ & + 3 c_3 y^2 + 4 c_4 y^3 + 5 c_5 y^4 + 6 c_6 y^5 + 7 c_7 y^6 + 8 c_8 y^7 + Sr (56 y^6 b_8 + 42 y^5 b_7 \\ & + 30 y^4 b_6 + 20 y^3 b_5 + 12 y^2 b_4 + 6 y b_3 + 2 b_2) \end{aligned} \tag{19}$$

Choosing some points within the boundary conditions and collocating each of the equations (17) – (19) at these points yields system of equations which are solved concurrently with their respective boundary conditions.

V. RESULTS AND DISCUSSION



From the numerical computations, non-dimensional velocity, temperature and concentration profiles as well as the skin-friction coefficient, Nusselt number and Sherwood number are found for different values of the various physical parameters appearing in the problem. The value of Prandtl number Pr is taken to be 0.71 which corresponds to air and the value of Schmidt number Sc is chosen to be 0.66 which represents water vapour. However the values of Soret number Sr , Dufour number Du , Prandtl number Pr , magnetic parameter M , Schmidt number Sc , radiation parameter R , permeability of porous medium K , thermal Grashof number Gr , solutal Grashof number Gm , Eckert number Ec and inclination angle α are chosen arbitrarily.

Figure 1 illustrates the velocity profile for various values of Soret number Sr . The figure shows that increasing Soret number Sr , first velocity decreases and later increases. Figure 2 shows that, an increase in Soret number gives rise to temperature. In figure 3, we observe that concentration decreases at first and later increases as Soret number Sr increases. It is clearly seen that there is no change in the velocity profile of the Dufour number as shown in figure 4. Figure 5 illustrates the effect of Dufour number Du on the temperature profile. It is seen that increase in Du leads to increase in temperature of the fluid. The effect of Dufour number Du on the concentration profile is presented in figure 6. From this figure, we observe that concentration decreases when Du increases. The influence of the Eckert number Ec on velocity profile, temperature profile and concentration profile is illustrated in figures 7-9. It is analysed in these figures that as Ec increases the velocity and temperature of the fluid increase while that of concentration decreases respectively. From Figures 10 and 11, it is observed that both the velocity and temperature profiles decrease with an increase in radiation parameter while the concentration profile increases first and later decreases in figure 12. Figures 13 – 15 illustrate the effect of Schmidt number Sc on the velocity, temperature and concentration. It is noticed in figures 13 and 15 that as the Schmidt number Sc increases, a decreasing trend in both the velocity and concentration fields are noticed while that of temperature decreases in figure 14. Also figures 16 - 18 depict the effect of the Prandtl number Pr on the velocity, temperature and concentration. It is observed that as the Prandtl number increases, both the velocity and concentration profiles decrease first and increase later in figure 16 and 18 while in figure 17, temperature profile increases.

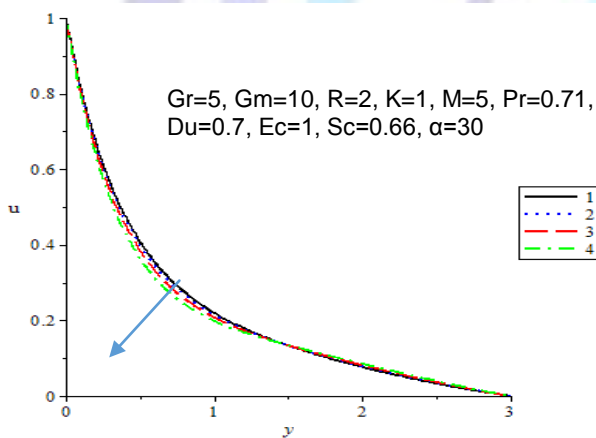


Figure 1: Velocity profile for different values of Sr

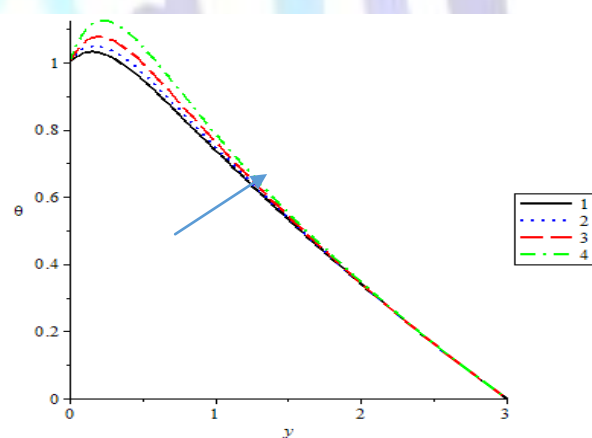


Figure 2: Temperature profile for different values of Sr

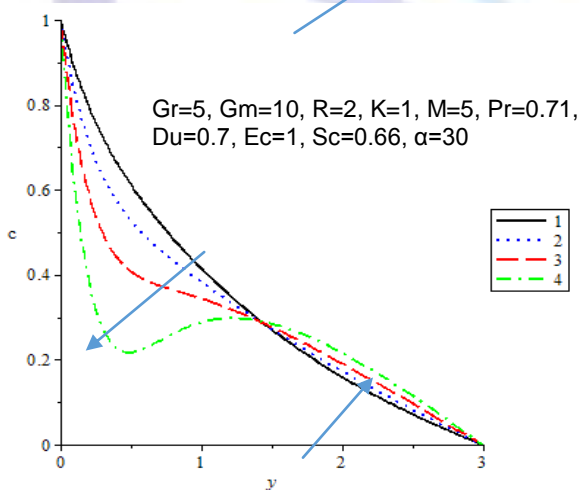


Figure 3: Concentration profile for different values of Sr

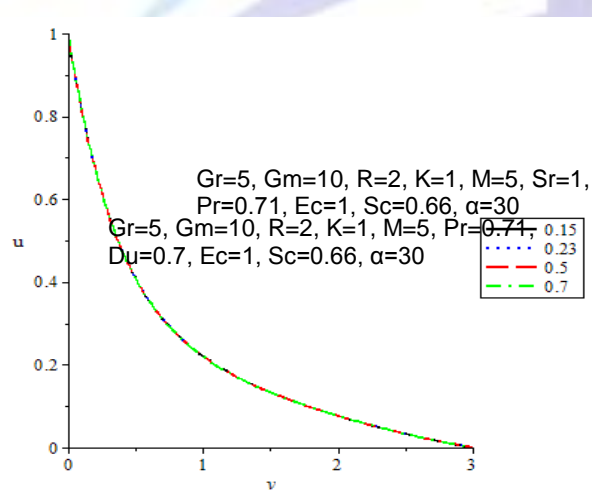
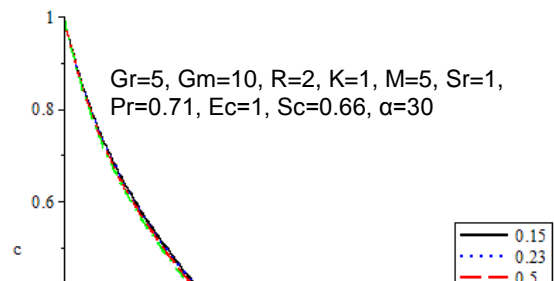
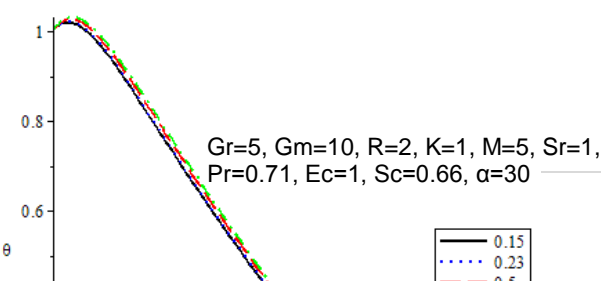


Figure 4: Velocity profile for different values of Du



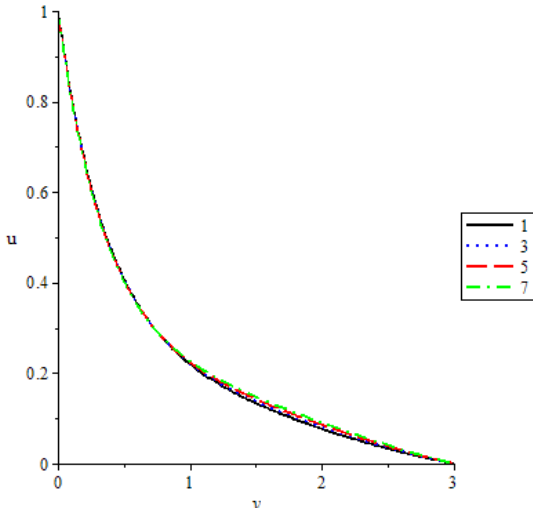


Figure 7: Velocity profile for different values of Ec

Gr=5, Gm=10, Ec=1, K=1, M=5, Sc=0.66, Du=0.7, Pr=0.71, Sr=1, $\alpha=30$

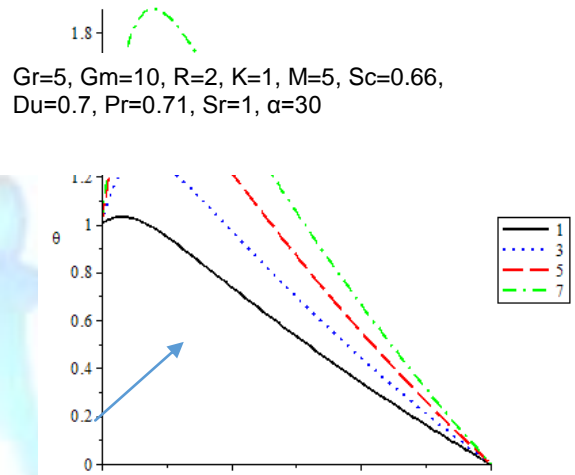


Figure 8: Temp

Gr=5, Gm=10, R=2, K=1, M=5, Sc=0.66, Du=0.7, Pr=0.71, Sr=1, $\alpha=30$

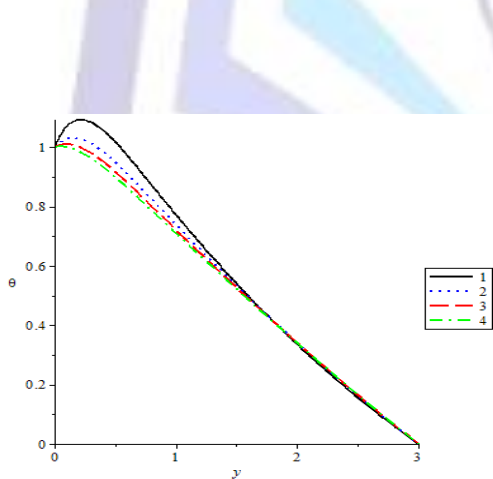


Figure 11: Temperature profile for different values of R

Gr=5, Gm=10, Ec=1, K=1, M=5, Sc=0.66, Du=0.7, Pr=0.71, Sr=1, $\alpha=30$

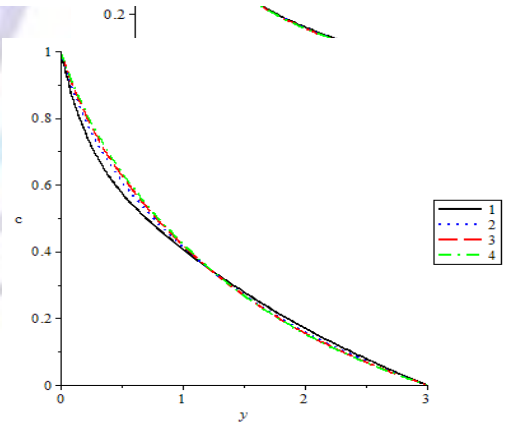


Figure 12: concentration profile for different values of R

Gr=5, Gm=10, Ec=1, K=1, M=5, Sc=0.66, Du=0.7, Pr=0.71, Sr=1, $\alpha=30$

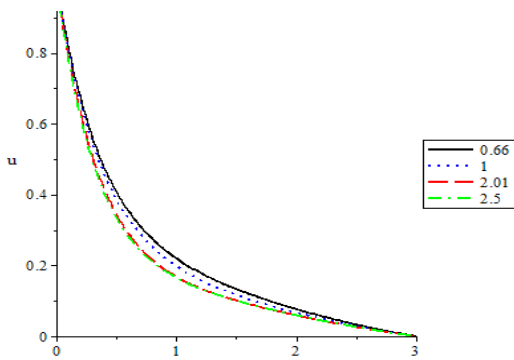


Figure 13: velocity profile for different values of Sc

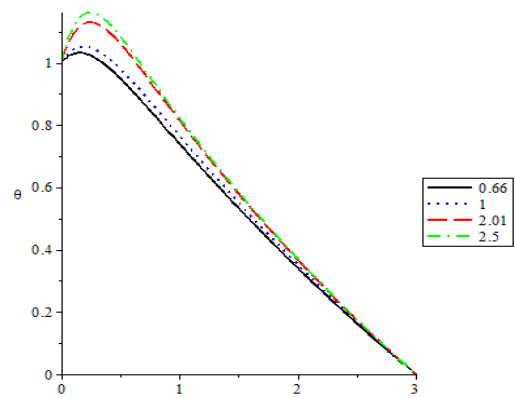


Figure 14: temperature profile for different values of Sc



$Gr=5, Gm=10, Ec=1, K=1, M=5, R=2,$
 $Du=0.7, Pr=0.71, Sr=1, \alpha=30$

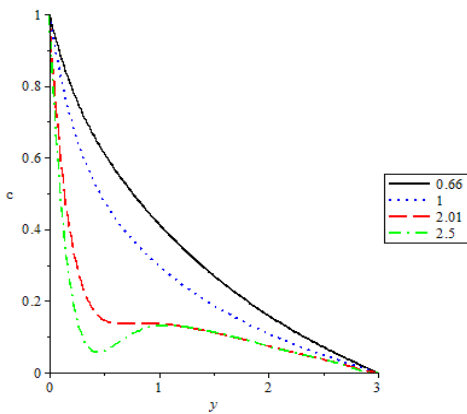


Figure 15: concentration profile for different values of Sc

$Gr=5, Gm=10, Ec=1, K=1, M=5, R=2,$
 $Du=0.7, Pr=0.71, Sr=1, \alpha=30$

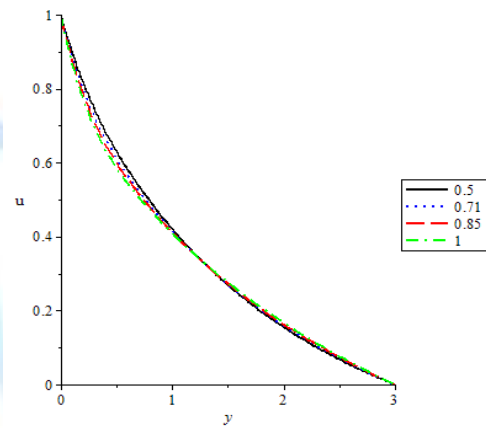


Figure 16: velocity profile for different values of Pr

$Gr=5, Gm=10, Ec=1, K=1, M=5, R=2,$
 $Du=0.7, Pr=0.71, Sr=1, \alpha=30$

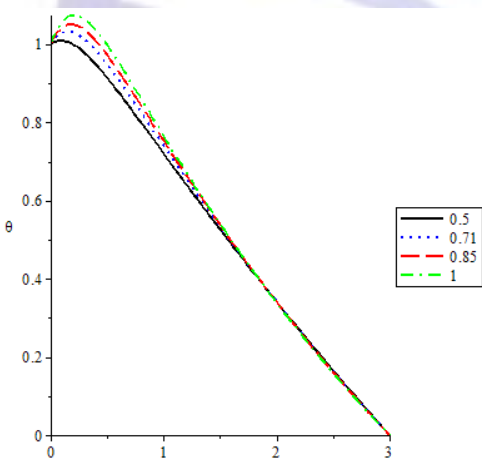


Figure 17: temperature profile for different values of Pr

$Gr=5, Gm=10, Ec=1, K=1, M=5, R=2,$
 $Du=0.7, Sc=0.66, Sr=1, \alpha=30$

$Gr=5, Gm=10, Ec=1, K=1, M=5, R=2,$
 $Du=0.7, Sc=0.66, Sr=1, \alpha=30$

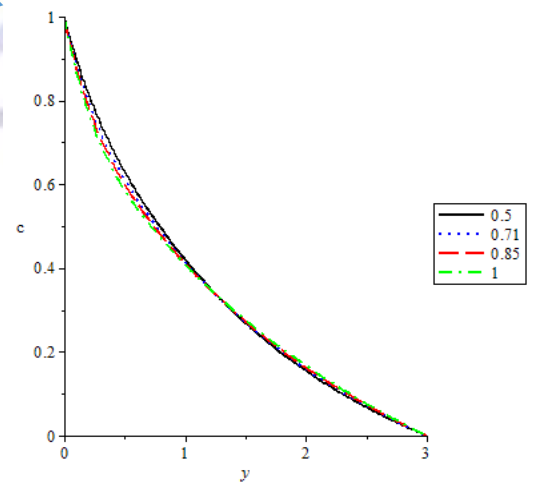


Figure 18: concentration profile for different values of Pr

$Gr=5, Gm=10, Ec=1, K=1, M=5, R=2,$
 $Du=0.7, Sc=0.66, Sr=1, \alpha=30$

V. CONCLUSION



The main goal for this present work is to study the effects of Soret and Dufour on a steady MHD free convection flow over an inclined porous plate with viscous dissipation. This was achieved by first formulating the problem under reasonable assumptions. The qualitative properties of the models were studied using mathematical approach. The model is non-dimensionalised using the following non-dimensional quantities that govern the flow situation: Soret number Sr , Dufour number Du , Prandtl number Pr , magnetic parameter M , Schmidt number Sc , radiation parameter R , permeability of porous medium K , thermal Grashof number Gr , solutal Grashof number Gm , Eckert number Ec and inclination angle α . The resulting coupled non-linear ordinary differential equations are solved numerically by collocation weighted residual method after the method has been tested for efficiency.

In order to have better physical insight of this problem, the results are presented in graphs. Hence from present numerical study we conclude that

- (1) The velocity and concentration profiles decrease first and later increase while that of temperature increases as the Soret number increases.
- (2) An increase in Dufour number leads to increase in temperature of the fluid and a decrease in concentration profile.
- (3) Increasing Eckert number enhances both the velocity and temperature distributions in the flow region while concentration profile decreases.
- (4) Both velocity and concentration decrease afterward increase when Prandtl number increases while temperature increases.
- (5) Both velocity and concentration decrease on increasing Schmidt number
- (6) The temperature profile is observed to increase with an increase Schmidt number

REFERENCES

- [1] Afify A.A. (2009). Commun. Nonlinear Sci. Numer. Simul, no 14 pp 2204-2214.
- [2] Alam M.S and Rahman M.M (2005). J. Naval Architecture and Marine Engineering, vol2 no 1 pp 55-65.
- [3] Alam M.S. and Ahammad M.U. (2011). Nonlinear Analysis: Modelling and Control, vol 16 no 1 pp 1-16.
- [4] Anghel M, Takhar H.S and Pop I M (2000). Stud. Univ. Babeş-Bolyai, Math, no 45 pp. 11-21.
- [5] Chamkha A.J and Ben-Nakhi A. (2008). Heat Mass Transfer, no 44 pp 845-856.
- [6] El-Aziz M.A. (2008). Phys. Lett. A, no 372 pp 263-272.
- [7] Ghaly A.Y. (2002). Radiation effect on a certain MHD free convection flow," *Chaos, Solution and Fractals*, vol. 13(9), pp. 1843-1850.
- [8] Lavanya B. and A. LeelaRatnam (2014). Dufour and Soret effects on steady MHD free convective flow past a vertical porous plate embedded in a porous medium with chemical reaction, radiation heat generation and viscous dissipation. *Advances in Applied Science Research*, no 5 pp 1:127-142
- [9] Mansour M.A, El-Anssary N.F and Aly A.M (2008). Journal of Chemical Engineering, vol 145 no 2 pp 340-345.
- [10] Raptis A., C. Perdakis and A. Leontitsis, (2003). Effect of radiation in an optically thin gray gas flowing past a vertical infinite plate in presence of a magnetic field. *Heat and Mass Transfer*, vol. 39, pp. 771-773.
- [11] Sarada K. and Shanker B. (2013). The effects of Soret and Dufour on an unsteady MHD free convection flow past a vertical porous plate in the presence of suction or injection. *International Journal of Engineering and Science* pp 2278-4721, vol 2 pp 13-25.
- [12] Shivaiah S. and Anand J.R. (2011). Effects of Soret, Dufour and thermal radiation on unsteady MHD free convection flow past an infinite vertical porous plate in the presence of chemical reaction. *Int. J. of Appl. Math and Mech.* vol 7 no 13 pp 58-76.
- [14] SreedharSarma G, Rama Krishna Prasad and Govardhan K (2013). IOSR Journal of Mathematics, vol 8 no 2 pp 67-87.