

DOI: <https://doi.org/10.24297/jab.v15i.9237>

## Pyrimidine Derivatives As Analogues Of Plant Hormones For Intensification Of Wheat Growth During The Vegetation Period

Tsygankova V.A., Voloshchuk I.V., Andrusevich Ya.V., Kopich V.M., Pilyo S.G., Klyuchko S. V., Kachaeva M.V., Brovarets V.S.

Department for Chemistry of Bioactive Nitrogen-Containing Heterocyclic Compounds, V.P. Kukhar Institute of Bioorganic Chemistry and Petrochemistry, National Academy of Sciences of Ukraine, 1, Murmanskaya str., 02094, Kyiv, Ukraine  
e-mail: vTsygankova@ukr.net

### Abstract.

Wheat is one of the economically important cereals that are widely used in the agricultural sector of many countries. A very important issue is the development of new effective growth regulators to improve the growth and development of this crop in order to increase its productivity. In our investigations the regulating activity of the synthetic low molecular weight heterocyclic compounds, pyrimidine derivatives on growth and development of wheat (*Triticum aestivum* L.) variety Tyra was studied. It was found that the use of pyrimidine derivatives in a concentration of  $10^{-7}$  M in water solution revealed a positive effect on the growth and development of both shoot and root systems of wheat plants during the vegetation period. Comparative analysis of the growth regulating activity of synthetic compounds showed that the activity of pyrimidine derivatives was differentiated and depended on substituents in their chemical structure. The application of pyrimidine derivatives as new effective regulators of growth and development of wheat (*Triticum aestivum* L.) variety Tyra was proposed.

**Key words:** wheat (*Triticum aestivum* L.), auxins, pyrimidine derivatives, plant growth regulators.

### 1. Introduction

Wheat is one of the economically important cereals that are widely used in the agricultural sector of many countries [1, 2]. A very important issue is to increase the productivity and the resistance of wheat plants to stress factors of abiotic and biotic origin, which negatively affect the growth of this crop [3-7], reducing the use of toxic to the environment and human health pesticides used in high concentrations and with a long half-life [8, 9].

Today, new effective and environmentally friendly regulators of growth of wheat (*Triticum aestivum* L.) based on synthetic low molecular weight heterocyclic compounds derivatives of different classes are being developed [10, 11]. The prospects for the practical application of these compounds are due to the fact that synthetic compounds of these classes are able to reveal related to natural plant hormones auxins and cytokinins biological activity in the range of low concentrations, non-toxic to humans, animals and plants.

It is known that the major plant hormones auxins and cytokinins play an important role in regulating plant growth and development at all stages of ontogenesis and in protecting plants from biotic and abiotic stresses [12-23]. Auxins and cytokinins include natural substances, such as IAA (1*H*-Indol-3-ylacetic acid), Zeatin ((*E*)-2-methyl-4-(7*H*-purin-6-ylamino)but-2-en-1-ol)) and their synthetic analogues, for example, indole-3-butyric acid (IBA), indole-butyric acid (IBA), NAA (1-Naphthylacetic acid), BAP (*N*-(Phenylmethyl)-7*H*-purin-6-amine), Kinetin (*N*-(2-Furylmethyl)-7*H*-purin-6-amine), which exhibit biological activity that may exceed the activity of the corresponding natural growth substances, and many other classes of auxin- and cytokinin-related compounds [16, 17].

Plant hormones auxins are involved in control of plant embryogenesis, germination of seeds, cell elongation and cell division in plant hypocotyls and coleoptiles, apical dominance, cambium cell division, plant tropisms, formation of root and shoot meristems of plants, increasing the biomass of seedlings, promotion of fruit setting and prevention of leaf abscission [12, 13, 18, 19].

Plant hormones cytokinins take an important part in control of embryo patterning, germination of seeds, de-etiolation, cell cycle control and protein synthesis, chloroplast differentiation and photosynthesis, formation of root and shoot meristems of plants, increasing the biomass of seedlings, overcoming of apical dominance,



releasing of lateral buds from dormancy, stomata opening, delaying of leaf senescence, elevation of the sink strength, flower and fruit development, and nutritional signaling [12, 13, 20-23].

Considerable attention is currently being given to the study of the plant growth regulatory activity of synthetic low molecular weight heterocyclic compounds, derivatives of pyrimidine, which have already found practical application in the agriculture as new effective plant growth regulators, herbicides and fungicides [24 - 29].

Today the new plant growth regulating substances are elaborated on the base of synthetic low molecular weight heterocyclic compounds, derivatives of pyrimidine, synthesized in the V.P. Kukhar Institute of Bioorganic Chemistry and Petrochemistry of National Academy of Sciences of Ukraine. Our numerous studies have shown that synthetic low molecular weight heterocyclic compounds, derivatives of pyrimidine have a high stimulating auxin-like and cytokinin-like effect on vegetative growth of various crops and increase their yield [30-36]. The advantages of using synthetic low molecular weight heterocyclic compounds are their high efficiency when used in very low concentrations and environmental safety due to lack of toxic effects on the human, animal and plant cells.

The aim of this work was to study new biologically active compounds among new synthetic low molecular weight heterocyclic compounds, derivatives of pyrimidine, which may have auxin-like and cytokinin-like stimulating activity on the growth and development of wheat (*Triticum aestivum* L.) variety Tyra during the vegetation period.

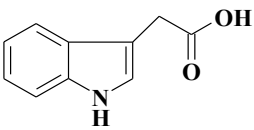
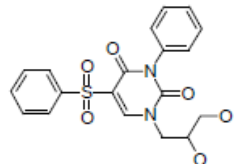
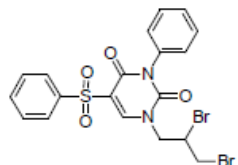
## 2. Materials and methods

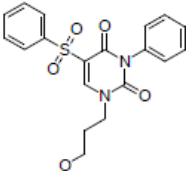
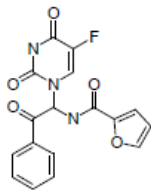
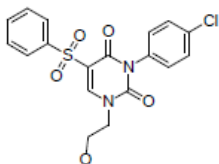
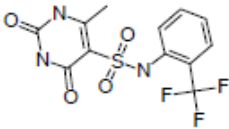
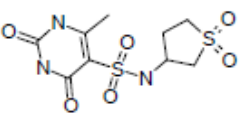
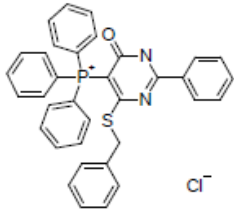
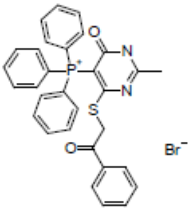
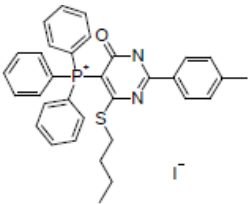
### 2.1. Chemical compounds studied in the experiment

Synthetic low molecular weight heterocyclic compounds, derivatives of pyrimidine (compounds № 1 - 10) were synthesized in the Department for Chemistry of Bioactive Nitrogen-Containing Heterocyclic Compounds, V.P. Kukchar Institute of Bioorganic Chemistry and Petrochemistry of the National Academy of Sciences of Ukraine (Table 1).

The plant growth regulatory activity of compounds, derivatives of pyrimidine was compared with the activity of plant hormone auxin IAA (1*H*-Indol-3-ylacetic acid) (Table 1).

**Table 1.** Chemical name, structure and relative molecular weight of chemical compounds and auxin IAA

Chemical compound №	Chemical structure	Chemical name and relative molecular weight
IAA		1 <i>H</i> -Indol-3-ylacetic acid MW=175,19
1.		1-(2,3-dihydroxypropyl)-3-phenyl-5-(phenylsulfonyl)pyrimidine-2,4(1 <i>H</i> ,3 <i>H</i> )-dione MW=402
2.		1-(2,3-dibromopropyl)-3-phenyl-5-(phenylsulfonyl)pyrimidine-2,4(1 <i>H</i> ,3 <i>H</i> )-dione MW=528

3.		1-(3-hydroxypropyl)-3-phenyl-5-(phenylsulfonyl)pyrimidine-2,4(1H,3H)-dione MW=386
4.		N-(1-(5-fluoro-2,4-dioxo-3-phenyl-3,4-dihydropyrimidin-1(2H)-yl)-2-oxo-2-phenylethyl)furan-2-carboxamide MW=381
5.		3-(4-chlorophenyl)-1-(2-hydroxyethyl)-5-(phenylsulfonyl)pyrimidine-2,4(1H,3H)-dione MW=406
6.		2,4-dioxo-N-(2-(trifluoromethyl)phenyl)-1,2,3,4-tetrahydropyrimidine-5-sulfonamide MW=349
7.		N-(1,1-dioxidotetrahydrothiophen-3-yl)-6-methyl-2,4-dioxo-1,2,3,4-tetrahydropyrimidine-5-sulfonamide MW=323
8.		(4-(benzylthio)-6-oxo-2-phenyl-1,6-dihydropyrimidin-5-yl)triphenylphosphonium chloride MW=591
9.		(2-methyl-6-oxo-4-((2-oxo-2-phenylethyl)thio)-1,6-dihydropyrimidin-5-yl)triphenylphosphonium bromide MW=602
10.		(4-(butylthio)-6-oxo-2-(p-tolyl)-1,6-dihydropyrimidin-5-yl)triphenylphosphonium iodide MW=663

## 2.2. Plant growth conditions

Study of the stimulating activity of new synthetic low molecular weight heterocyclic compounds, derivatives of pyrimidine on the growth and development of wheat (*Triticum aestivum* L.) variety Tyra for six weeks was carried out. For this purpose, the wheat seeds were superficially sterilized by 1 % KMnO<sub>4</sub> solution for 3 min

followed by treatment with 96 % ethanol solution for 1 min, and then washed three times with sterile distilled water. After this procedure wheat seeds were placed in the cuvettes (each containing 25-30 seeds) in perlite moistened with distilled water (control), or with the water solutions of synthetic compounds, derivatives of pyrimidine, or plant hormone auxin IAA used in a concentration of  $10^{-7}$ M. Afterward, wheat seeds were placed in the thermostat for germination in the darkness at the temperature 23 °C during 48 hours. Sprouted wheat seedlings were placed in the growth chamber where seedlings were grown for six weeks at the 16/8 h light/dark conditions, at the temperature 24-25 °C, light intensity 3000 lux and air humidity 60-80 %. The comparative analysis of the morphometric parameters of wheat plants (length of the shoots and roots (mm), number of the roots (pcs)) was carried out at the end of the six week after seed germination according to the guideline [37].

### 2.3. Determination of the content of photosynthetic pigments in the leaves of wheat plants

In order to evaluate the content of photosynthetic pigments (chlorophylls a and b, and carotenoids) we used leaves isolated from wheat (*Triticum aestivum* L.) variety Tyra grown for 6 weeks in the laboratory conditions. To perform the extraction of pigments we homogenized a sample (500 mg) of plant leaves in the porcelain mortar in a cooled at the temperature 10 °C 96 % ethanol at the ratio of 1: 10 (weight: volume) with addition of 0,1-0,2 g CaCO<sub>3</sub> (to neutralize the plant acids). The 1 ml of obtained homogenate was centrifuged at 8000 g in a refrigerated centrifuge K24D (MLW, Engelsdorf, Germany) during 5 min at the temperature 4 °C. The obtained precipitate was washed three times, with 1 ml 96 % ethanol and centrifuged at above mentioned conditions. After this procedure, the optical density of chlorophyll a, chlorophyll b and carotenoid in the obtained extract was measured using spectrophotometer Specord M-40 (Carl Zeiss, Germany).

The content of chlorophyll a, chlorophyll b, and carotenoids was calculated in accordance with formula [38, 39]:

$$\text{Cchl a} = 13.36 \times A_{664.2} - 5.19 \times A_{648.6},$$

$$\text{Cchl b} = 27.43 \times A_{648.6} - 8.12A \times 664.2,$$

$$\text{Cchl (a + b)} = 5.24 \times A_{664.2} + 22.24 \times A_{648.6},$$

$$\text{Ccar} = (1000 \times A_{470} - 2.13 \times \text{Cchl a} - 97.64 \times \text{Cchl b}) / 209,$$

Where,

Cchl – concentration of chlorophylls (µg/ml), Cchl a– concentration of chlorophyll a (µg/ml), Cchl b – concentration of chlorophyll b (µg/ml), Ccar – concentration of carotenoids (µg/ml), A – absorbance value at a proper wavelength in nm.

The chlorophyll and carotenoids content per 1 g of fresh weight (FW) of extracted from plant leaves was calculated by the following formula (separately for chlorophyll a, chlorophyll b and carotenoids):

$$A_1 = (C \times V) / (1000 \times a_1),$$

Where, A<sub>1</sub> – content of chlorophyll a, chlorophyll b, or carotenoids (mg/g FW),

C - concentration of pigments (µg/ml),

V - volume of extract (ml),

a<sub>1</sub> - sample of plant tissue (g).

The content of chlorophyll a, chlorophyll b, and carotenoids (in %), determined in the leaves of the experimental wheat plants grown in water solutions of derivatives of pyrimidine, or plant hormone auxin IAA, used in a concentration of  $10^{-7}$ M, was calculated in accordance with similar indices determined in the leaves of control wheat plants grown in distilled water.

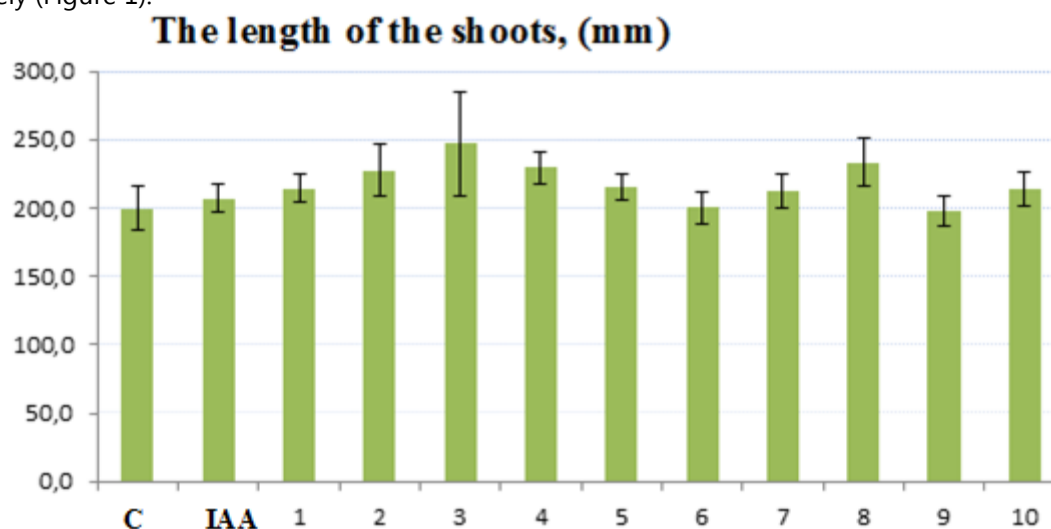
**2.4. Statistical Analysis.** All experiments were performed in three replicates. Statistical analysis of the data was performed using dispersive Student's-t test with the level of significance at  $P \leq 0.05$ , the values are mean ± SD [40].

### 3. Results and discussion

#### 3.1. Effect of pyrimidine derivatives on the morphometric parameters of wheat plants

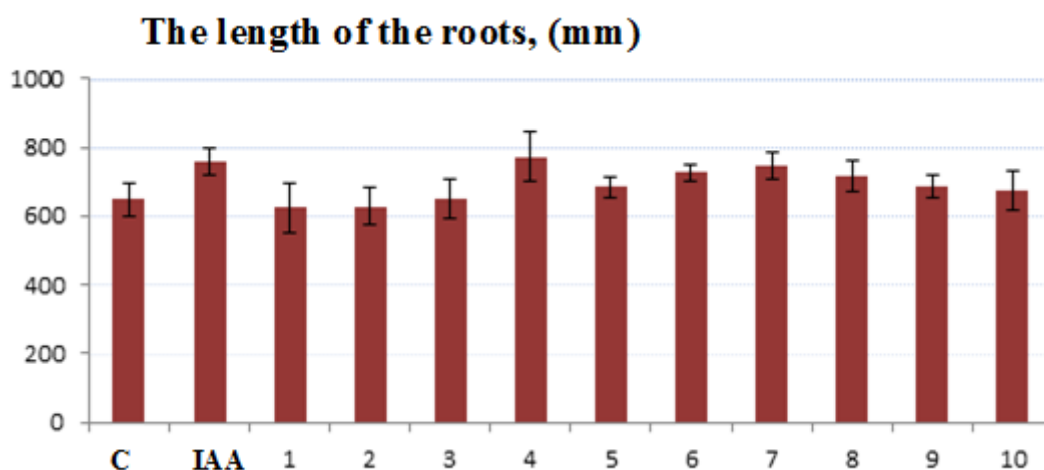
A study of the morphometric parameters of wheat (*Triticum aestivum* L.) variety Tyra have found that synthetic compounds, derivatives of pyrimidine used in a concentration of  $10^{-7}$ M show auxin-like activity, stimulating the growth and development of shoots and roots of wheat plants for 6 weeks. The highest stimulating activity on plant morphometric parameters (length of the shoots and roots (mm), number of the roots (pcs)) was found for compounds № 2-5, 7, 8 and 10 (Figure 1 – Figure 3).

The obtained morphometric parameters - the length of the shoots of 6-week-old wheat plants grown in water  $10^{-7}$ M solution of compounds № 2-4 and 8, exceeded the length of the shoots of plants grown on distilled water (control) and plants grown in water  $10^{-7}$ M solution of auxin IAA on average by 13-24% and 11-20%, respectively (Figure 1).



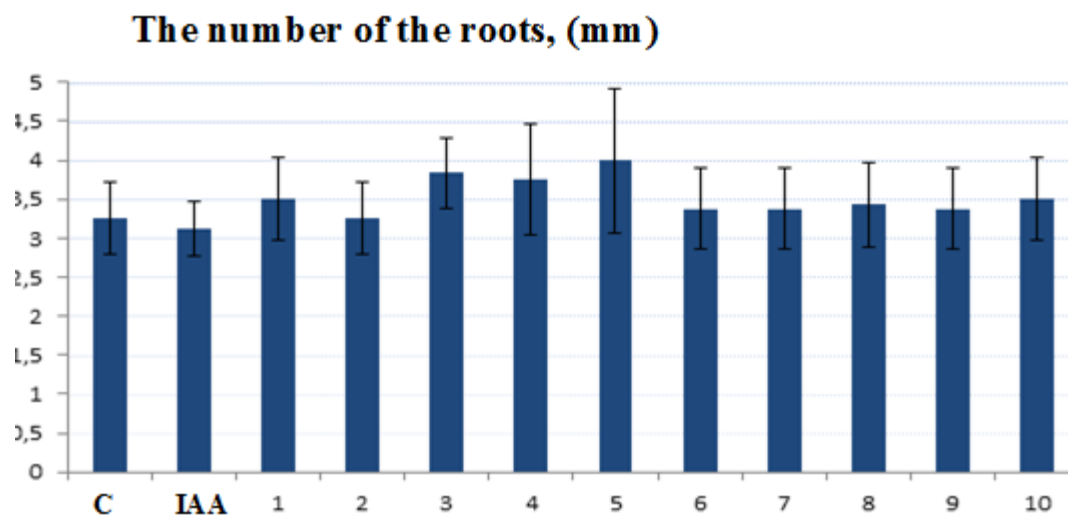
**Figure 1.** The effect of pyrimidine derivatives and auxin IAA used in a concentration of  $10^{-7}$ M on the length of the shoots of 6-week-old wheat (*Triticum aestivum* L.) variety Tyra, compared with control plants (C)

The obtained morphometric parameters - the length of the roots of 6-week-old wheat plants grown in water  $10^{-7}$ M solution of compounds № 4, 7, 8, exceeded on average by 10-19% the length of the roots of plants grown on distilled water (control) and were similar to the length of the roots of plants grown in water  $10^{-7}$ M solution of auxin IAA (Figure 2).



**Figure 2.** The effect of pyrimidine derivatives and auxin IAA used in a concentration of  $10^{-7}$ M on the length of the roots of 6-week-old wheat (*Triticum aestivum* L.) variety Tyra, compared with control plants (C)

The obtained morphometric parameters - the number of the roots of 6-week-old wheat plants grown in water  $10^{-7}$ M solution of compounds № 3-5, 8 and 10 exceeded the number of the roots of plants grown on distilled water (control) and plants grown in water  $10^{-7}$ M solution of auxin IAA on average by 15-28 %, respectively (Figure 3).



**Figure 3.** The effect of pyrimidine derivatives and auxin IAA used in a concentration of  $10^{-7}$ M on the number of the roots of 6-week-old wheat (*Triticum aestivum* L.) variety Tyra, compared with control plants (C)

Comparative analysis of the growth regulating activity of synthetic compounds showed that the activity of pyrimidine derivatives was differentiated and depended on substituents in their chemical structure. The highest stimulating activity on plant morphometric parameters (length of the shoots and roots (mm), number of the roots (pcs)) was found for compounds № 2-5, 7, 8 and 10 (Figure 1 – Figure 3).

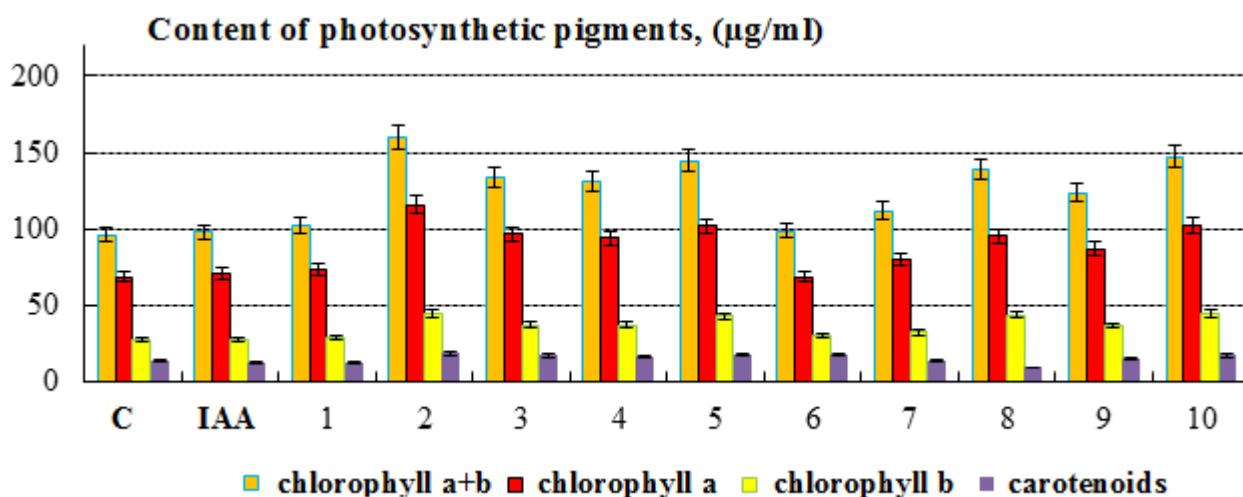
Compound № 2 has a phenylsulfonyl group residue in position 5, and a 2,3-dibromopropyl group residue in position 1. Compound № 3 has a phenylsulfonyl group residue in position 5, and a 3-hydroxypropyl group residue in position 1. Compound № 4 has a furan residue 2-carboxamide group in position 5 and fluorine in position 1. Compound № 5 has a phenylsulfonyl group residue in position 5, and 2-hydroxyethyl group in position 1. Compound № 7 contains in position 5 a sulfonamide group with a sulfolane residue and a methyl group in position 1. Compound № 8 contains in position 4 a benzylthio group and in position 5 a triphenylphosphonium group. Compound № 10 contains a butylthio group at position 4 and a triphenylphosphonium group at position 5.

At the same time, compounds № 1, 6 and 9 did not show a significant effect on the morphometric parameters of wheat plants, which were not statistically significantly different from those of control wheat plants. Compound № 1 has a phenylsulfonyl group residue at position 5 and a 2,3-dihydroxypropyl group at position 1. Compound № 6 has a sulfonamide group residue at position 5 with a 2-(trifluoromethyl)phenyl substituent and a methyl group at position 1. Compound № 9 contains in position 4 a benzoylmethylthio group and in position 5 a triphenylphosphonium group.

### 3.2. Effect of pyrimidine derivatives on the content of photosynthetic pigments in the leaves of wheat plants

It is known that plant hormones cytokinins take an important part in control of chloroplast differentiation and biosynthesis of photosynthetic pigments, which play an important role in ensuring plant productivity [20-23]. The cytokinin-like effect of pyrimidine derivatives used in a concentration of  $10^{-7}$ M on the biosynthesis of photosynthetic pigments: chlorophyll a, chlorophyll b, chlorophyll a+b, carotenoids in the leaves of 6-week-old wheat (*Triticum aestivum* L.) variety Tyra was studied.

Conducted studies have shown that the pyrimidine derivatives used in a concentration of  $10^{-7}$ M in water solution show cytokinin-like activity to increase the content of photosynthetic pigments in the leaves of 6-week-old wheat plants (Figure 4).



**Figure 4.** The effect of pyrimidine derivatives and auxin IAA used in a concentration of  $10^{-7}\text{M}$  on the content of photosynthetic pigments: chlorophyll a, chlorophyll b, chlorophyll a+b, carotenoids ( $\mu\text{g/ml}$ ) in the leaves of 6-week-old wheat (*Triticum aestivum* L.) variety Tyra, compared with control plants (C)

It was shown that the highest stimulating activity on the content of photosynthetic pigments (chlorophyll a, chlorophyll b, chlorophyll a+b, carotenoids) in the leaves of 6-week-old wheat (*Triticum aestivum* L.) variety Tyra was found for compounds № 2-5 and 8-10 (Figure 4).

The results showed that the treatment of plants with a  $10^{-7}\text{M}$  water solution of pyrimidine derivatives № 2-5 and 8-10 leads to an increase in the content of chlorophyll a on average by 23-68%, chlorophyll b on average by 34-65%, chlorophyll a + b on average by 26-68%, carotenoids on average by 13-48%, respectively, in the leaves of 6-week-old wheat plants, compared with similar parameters of control wheat plants grown in distilled water and plants grown in water  $10^{-7}\text{M}$  solution of auxin IAA (Figure 4).

#### 4. Conclusions

Thus, summarizing the results obtained, we concluded that the derivatives of pyrimidine showed a regulatory effect similar to plant hormones auxins and cytokinins on growth and development of shoots and roots on wheat plants, and the increase of the content of photosynthetic pigments in the leaves of wheat plants. Obviously, these results are explained by auxin- and cytokinin-like regulatory effects of derivatives of pyrimidine on the processes of cell elongation, cell division, cell differentiation and chlorophyll biosynthesis in the plant cells [12, 13, 18-23].

The obtained data indicate the possibility of using selected synthetic low molecular weight heterocyclic compounds, pyrimidine derivatives № 2-5, 7, 8 and 10 as new effective regulators of the growth and development of the wheat (*Triticum aestivum* L.) variety Tyra. These compounds showed the highest stimulating activity in relation to the morphometric parameters of wheat plant, increased the content of photosynthetic pigments in plant leaves.

#### 5. Conflicts of Interest

The authors declare no conflict of interest.

#### 6. References

1. Faltermaier A., Waters D., Becker T., Arendt E. and Gastl M. (2014). Common wheat (*Triticum aestivum* L.) and its use as a brewing cereal – a review. *J. Inst. Brew.*; 120: 1-15.
2. Shiferaw B., Smale M., Braun H.J., Duveiller E., Reynolds M., Muricho G. (2013). Crops that feed the world. Past successes and future challenges to the role played by wheat in global food security. *Food Sec.*; 5(3):291-317.



3. Rejeb I.B., Pastor V. and Mauch-Mani B. (2014). Plant Responses to Simultaneous Biotic and Abiotic Stress: Molecular Mechanisms. *Plants*; 3: 458-475.
4. Dresselhaus, T., and Hückelhoven R. (2018). Biotic and Abiotic Stress Responses in Crop Plants. *Agronomy*; 8: 267.
5. Gimenez E., Salinas M. and Manzano-Agugliaro F. (2018). Worldwide Research on Plant Defense against Biotic Stresses as Improvement for Sustainable Agriculture. *Sustainability*; 10: 391.
6. Anderson R., Bayer P.E., and Edwards D. (2020). Climate change and the need for agricultural adaptation. *Current opinion in plant biology*; 56: 197-202.
7. Fahad S., Bajwa A. A., Nazir U., Anjum S. A., Farooq A., Zohaib A., Sadia S., Nasim W., Adkins S., Saud S., Ihsan M. Z., Alharby H., Wu C., Wang D., & Huang J. (2017). Crop Production under Drought and Heat Stress: Plant Responses and Management Options. *Frontiers in plant science*; 8: 1147. <https://doi.org/10.3389/fpls.2017.01147>
8. Alewu B. and Nosiri C. (2011). Pesticides and Human Health, Pesticides in the Modern World - Effects of Pesticides Exposure, M. Stoytcheva (Ed.), InTechOpen.
9. Nicolopoulou-Stamati P., Maipas S., Kotampasi C., Stamatis P., Hens L. (2016). Chemical Pesticides and Human Health: The Urgent Need for a New Concept in Agriculture. *Front Public Health*, 4: Article 148.
10. Tsygankova V.A., Andrusevich Ya.V., Shtompel O.I., Pilyo S.G., Kornienko A.M., Brovarets V.S. (2018). Acceleration of vegetative growth of wheat (*Triticum aestivum* L.) using [1,3]oxazolo[5,4-d]pyrimidine and N-sulfonyl substituted 1,3-oxazole. *The Pharmaceutical and Chemical Journal*; 5(2): 167-175.
11. Tsygankova V.A., Andrusevich Ya.V., Shtompel O.I., Kopich V.M, Panchyshyn S.Ya, Vydzhak R.M, Brovarets V.S (2019). Application of Pyrazole Derivatives As New Substitutes of Auxin IAA To Regulate Morphometric and Biochemical Parameters of Wheat (*Triticum Aestivum* L.) Seedlings. *Journal of advances in agriculture*; 10: 1772-1786. <https://doi.org/10.24297/jaa.v10i0.8341>
12. Su Y.H., Liu Y.B. and Zhang X.S. (2011). Auxin–Cytokinin Interaction Regulates Meristem Development. *Molecular Plant*; 4: 4: 616–625.
13. Schaller G.E., Bishopp A., and Kieber J.J. (2015). The Yin-Yang of Hormones: Cytokinin and Auxin Interactions in Plant Development. *The Plant Cell*: 27: 44–63.
14. Denancé N., Sánchez-Vallet A., Goffner D. and Molina A. (2013). Disease resistance or growth: the role of plant hormones in balancing immune responses and fitness costs. *Frontiers in Plant Science*; 4 (Article 155): 1–12.
15. Wania S.H., Kumarb V., Shriramc V., Sah S.K. (2016). Phytohormones and their metabolic engineering for abiotic stress tolerance in crop plants. *The crop journal*; 4: 162–176.
16. Rigal A., Ma Q., Rober S. (2014). Unraveling plant hormone signaling through the use of small molecules. *Front. Plant Sci.*; 5: 1- 20.
17. Sosnowski J., Malinowska E., Jankowski K., Król J., & Redzik P. (2019). An estimation of the effects of synthetic auxin and cytokinin and the time of their application on some morphological and physiological characteristics of *Medicago x varia* T. Martyn. *Saudi journal of biological sciences*; 26(1): 66–73. <https://doi.org/10.1016/j.sjbs.2016.12.023>
18. Zhao Yu. (2010). Auxin biosynthesis and its role in plant development. *Annu Rev Plant Biol*; 61: 49-64.
19. Enders T.A., Strader L.C. (2015). Auxin activity: Past, present, and future. *Am J Bot*; 102(2): 180–196.
20. Mok D.W.S., Mok M.C. (2001). Cytokinin metabolism and action. *Annu. Rev. Plant Physiol. Plant Mol Biol*; 52: 89-118.



21. Zwack P.J., Rashotte A.M. (2013). Cytokinin inhibition of leaf senescence. *Plant Signaling & Behavior*. 8(7): e24737.
22. Kieber J. J., Schaller G.E. (2018). Cytokinin signaling in plant development. *Development*; 145 (dev149344): 1–7.
23. Hönig M., Plíhalová L., Husicková A., Nisler J. and Doležal K. (2018). Role of Cytokinins in Senescence, Antioxidant Defenc, and Photosynthesis. *Int. J. Mol. Sci.* 19(4045): 1–23.
24. Kuragano T., Tanaka Y. (2002). Dérivés de la pyrimidine et herbicides les contenant, *Patent WO 2002038550 A1*.
25. Minn K., Dietrich H., Dittgen J., Feucht D., Häuser-Hahn I., Rosinger C.H. (2008). Pyrimidine derivatives and their use for controlling undesired plant growth. *Patent US 8329717 B2*.
26. Whittingham W.G., Winn C.L., Glithro H., Boussemghoune M.A., Aspinall M.B. (2010). Pyrimidine derivatives and their use as herbicides. *WO Patent 2010092339 A1*.
27. Cansev A., Gulen H., Zengin M.K., Ergin S., Cansev M., Kumral N.A. (2016). Use of pyrimidines in stimulation of plant growth and development and enhancement of stress tolerance. *Patent US 20160000075*.
28. Kawarada A., Nakayama M., Ota Ya., Takeuchi S. (1973). Use of pyridine derivatives as plant growth regulators and plant growth regulating agents. *Patent DE2349745A1*.
29. Mansfield D.J., Rieck H., Greul J., Coqueron P.Y., Desbordes P., Genix P., Grosjean-Cournoyer M.C., Perez J., Villier A. (2010). Pyridine derivatives as fungicidal compounds. *Patent US7754741B2*.
30. Tsygankova V., Andrusevich Ya., Shtompel O., Romaniuk O., Yaikova M., Hurenko A., Solomyanny R., Abdurakhmanova E., Klyuchko S., Holovchenko O., Bondarenko O., Brovarets V. (2017). Application of Synthetic Low Molecular Weight Heterocyclic Compounds Derivatives of Pyrimidine, Pyrazole and Oxazole in Agricultural Biotechnology as a New Plant Growth Regulating Substances. *Int J Med Biotechnol Genetics*; S2: 002: 10-32.
31. Tsygankova V.A., Andrusevich Ya.V., Shtompel O.I., Kopich V.M., Pilyo S.G., Prokopenko V.M, Kornienko A.M, Brovarets V.S. (2017). Intensification of Vegetative Growth of Cucumber by Derivatives of [1,3]oxazolo[5,4-d]pyrimidine and N-sulfonyl substituted of 1,3-oxazole. *Research Journal of Life Sciences, Bioinformatics, Pharmaceutical, and Chemical Sciences (RJLBPCS)*; 3(4): 107-122.
32. Tsygankova V.A., Andrusevich Ya.V., Shtompel O.I., Solomyanny R.M., Hurenko A.O., Frasinuk M.S., Mrug G.P., Shablykin O.V., Pilyo S.G., Kornienko A.M., Brovarets V. (2018). Study of auxin-like and cytokinin-like activity of derivatives of pyrimidine, pyrazole, isoflavones, pyridine, oxazolopyrimidine and oxazole on haricot bean and pumpkin plants. *International Journal of ChemTech Researc*; 11(10): 174-190.
33. Tsygankova V., Andrusevich Ya., Shtompel O., Kopich V., Solomyanny R., Bondarenko O., Brovarets V. (2018). Phytohormone-like effect of pyrimidine derivatives on the regulation of vegetative growth of tomato. *International Journal of Botany Studies*; 3(2): 91–102.
34. Tsygankova V.A., Andrusevich Ya.V., Shtompel O.I., Shablykin O.V., Hurenko A.O., Solomyanny R.M., Mrug G.P., Frasinuk M.S., Pilyo S.G., Kornienko A.M., Brovarets V.S. (2018). Auxin-like effect of derivatives of pyrimidine, pyrazole, isoflavones, pyridine, oxazolopyrimidine and oxazole on acceleration of vegetative growth of flax. *International Journal of PharmTech Research*; 11(3): 274-286.
35. Tsygankova V.A., Andrusevich Ya.V., Shtompel O.I., Kopich V.M., Solomyanny R.M., Brovarets V.S. (2019). Study of regulating activity of synthetic low molecular weight heterocyclic compounds, derivatives of pyrimidine on growth of tomato (*Solanum lycopersicum* L.) seedlings. *International Journal of ChemTech Research*; 12(5):26-38.

36. Mohilnikova I.V., Tsygankova V.A., Solomyannyi R.M., Brovarets V.S., Bilko N.M., Yemets A.I. (2020). Screening of growth-stimulating activity of synthetic compounds — pyrimidine derivatives. *Dopov. Nac. akad. nauk Ukr.*; 10: 62-70. <https://doi.org/10.15407/dopovidi2020.10.062>
37. Voytsehovska O.V., Kapustyan A.V., Kosik O.I., Musienko M.M., Olkhovich O.P., Panyuta O.O., Parshikova T.V., Glorious P.S. (2010). *Plant Physiology: Praktykum*. Lutsk, Teren, 420 p.
38. Lichtenthaler H. (1987). Chlorophylls and Carotenoids: Pigments of Photosynthetic Biomembranes *Methods Enzymol.* 148: 331 – 382.
39. Lichtenthaler H.K., Buschmann C. (2001). Chlorophylls and Carotenoids: Measurement and Characterization by UV-VIS Spectroscopy *Current Protocols in Food Analytical Chemistry (CPFA)*: John Wiley and Sons, New York, F4.3.1-F4.3.8.
40. Bang H., Zhou X.K., van Epps H.L., Mazumdar M. (2010). *Statistical Methods in Molecular Biology. Series: Methods in molecular biology* New York: Humana press; 13(620): 636 p.